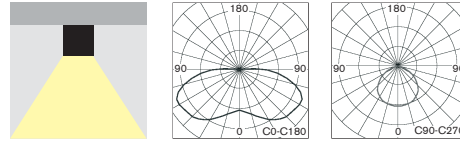


## Standard Line

Surface Mounted Emergency Luminaire ready for suspended plexi legend

# EVOLUX 8W / MULTIEVO 8W

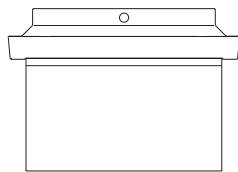
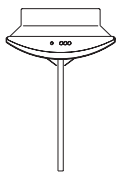


- Equisite design surface ceiling mounted powerful fixture ready for suspended plexi legend (must be ordered separately)
- Designed for non-maintained (NM), non-maintained/maintained (NM/M) or centralised (C) emergency lighting available in all following versions:
  - **AUTOTEST** (-AT),
  - **CENTRALTEST** (-ATXL) for ELMAX LOOK system (look up also page No.170)
  - **CENTRAL BATTERY** (C.EVOLUX) for **non-addressable CBS** (look up also page No.178)
  - **CENTRAL BATTERY** (-ATXP) for system **ELMAX-PATROLUX & Addressable CBS** (look up also page No.174)
- Conforming to the requirement of EN60598-2-22, EN1838, EN62034
- Design:
  - Anodized AL base
  - PC impact resistant diffuser
- elegantné výkonné núdzové svietidlo s perfektnou distribúciou svetla pre montáž na strop s prípravou pre závesné plexi s piktogramom (musí byť objednané samostatne)
- určené pre netvalé (NM) alebo pre trvalé/netvalé (NM/M) alebo (C) centrálné napájané núdzové osvetlenie dostupné vo verziách pre:
  - **AUTOTEST** (-AT),
  - **CENTRALTEST** (-ATXL) pre systém ELMAX LOOK (pozri str.170)
  - **CENTRAL BATTERY** (C.EVOLUX) pre **neadresovateľné CBS** (str. 178)
  - **CENTRAL BATTERY** (-ATXP) pre systém **ELMAX-PATROLUX s adresovateľnou CBS** (pozri str. 174)
- spĺňa požiadavky európskej normy EN 60598-2-22, EN1838, EN62034
- konštrukcia:
  - teleso z eloxovaného hliníku
  - svetelno-činný kryt z nerozbitného PC



### Input Power:

- 10W / 21,5VA (maintained M)
- 2,1W / 7VA (non-maintained NM)
- 10W / 17,4VA (CBS)



78

167

350

## STANDARD FEATURES


## ŠTANDARDNÁ VÝBAVA

- Addressable CENTRALTEST communication module (for ATXL, ATXP only)
- LEDs indicating both presence of power supply and signaling failures
- TEST button
- adresovateľný CENTRALTEST komunikačný modul (len pre ATXL, ATXP verzie)
- signalizácia LED a TEST tlačítko

## OPTIONAL ACCESSORIES

## PRÍPLATKY

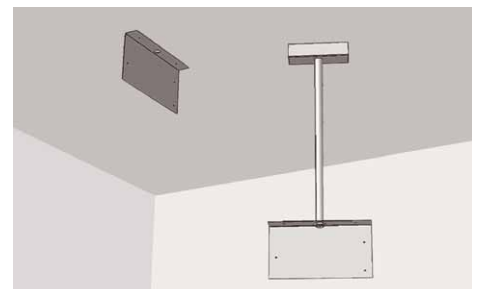
- Suspended plexi with double sided or single sided legends (look up page 284)
- Suspended mounting ceiling brackets (look up page No.284)
- AL cover frame for light beam direction to the plexi with legend (look up page 284)
- Long-Life LED tube for standard 8W fluorescent tube retrofit (look up page No.267)
- závesné plexi s jednostranným alebo obojstranným piktogramom (pozri str. 284)
- stropná závesná konzola (pozri str. 284)
- hliníkový krycí rámik pre nasmerovanie svetla len do plexi hrany (pozri str. 284)
- Long-Life LED žiarivka pre náhradu za štandardnú 8W žiarivku (pozri str. 267)



Optional LED tube for 8W tube retrofit  
Príplatkový LED žiarivka pre náhradu 8W žiarivky  
(look up also page No.267)



Optional Suspended Plexi Legend and AL Frame  
Príplatkové závesné plexi s piktogramom a AL rámik  
(look up also page No.284)



Optional Brackets  
Príplatkové konzoly  
(look up also page No.284)

## EVOLUX 8W / MULTIEVO 8W



|              |         |          |              |                             |                 |            |        | <b>NM</b> |
|--------------|---------|----------|--------------|-----------------------------|-----------------|------------|--------|-----------|
| Type         | Version | Duration | Light Source | Light Flux / Emergency mode | Battery         | Order Code | Weight |           |
| EVOLUX 8W.1h | NM      | 1h       | 8W / G5      | - / 131 lm                  | NiCd 3,6V/1,8Ah | 102-B-08   | 1,4 kg |           |
| EVOLUX 8W.3h | NM      | 3h       | 8W / G5      | - / 131 lm                  | NiMh 3,6V/4,0Ah | 102-B-09   | 1,6 kg |           |

Page No.166

### AUTOTEST -AT NM/M

| Type              | Version | Duration | Light Source | Light Flux / Emergency mode | Battery         | Order Code | Weight |
|-------------------|---------|----------|--------------|-----------------------------|-----------------|------------|--------|
| MULTIEVO-AT 8W.1h | NM/M    | 1h       | 8W / G5      | 410 lm / 205 lm             | NiMh 4,8V/2,1Ah | 102-B-10   | 1,5 kg |
| MULTIEVO-AT 8W.3h | NM/M    | 3h       | 8W / G5      | 410 lm / 205 lm             | NiMh 4,8V/4,0Ah | 102-B-11   | 1,6 kg |

Page No.170

### CENTRALTEST -ATXL ELMAX-LOOK

| Type                | Version | Duration | Light Source | Light Flux / Emergency mode | Battery         | Order Code | Weight |
|---------------------|---------|----------|--------------|-----------------------------|-----------------|------------|--------|
| MULTIEVO-ATXL 8W.1h | NM/M    | 1h       | 8W / G5      | 410 lm / 205 lm             | NiMh 4,8V/2,1Ah | 102-B-82   | 1,5 kg |
| MULTIEVO-ATXL 8W.3h | NM/M    | 3h       | 8W / G5      | 410 lm / 205 lm             | NiMh 4,8V/4,0Ah | 102-B-86   | 1,6 kg |

Page No.178

### CENTRAL BATTERY (CBS)

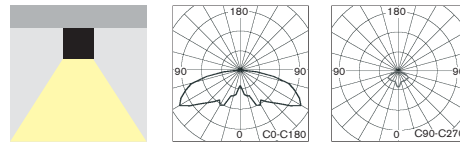
| Type                   | Version             | Light Source | Light Flux | Order Code | Weight |
|------------------------|---------------------|--------------|------------|------------|--------|
| C.EVOLUX 8W/230V AC/DC | CBS NON-ADDRESSABLE | 8W / G5      | 410 lm     | 102-B-42   | 1,2 kg |
| C.EVOLUX 8W/24V AC/DC  | CBS NON-ADDRESSABLE | 8W / G5      | 410 lm     | 102-B-40   | 1,2 kg |

Look up pages No. 392-403 for 1lx Spacing tables  
Pozri str. 390-403 pre rozmiestnenie svetidiel na dosiahnutie 1lx

## Standard Line

Surface Mounted Emergency Luminaire ready for suspended plexi legend

# C.EVOLUX-LED / MULTIEVO-LED



- Equisite design surface ceiling mounted powerful fixture ready for suspended plexi with legend (must be ordered separately)
- Designed for non-maintained (NM), non-maintained/maintained (NM/M) or centralised (C) emergency lighting available in all following versions:
  - **AUTOTEST** (-AT),
  - **CENTRALTEST** (-ATXL) for ELMAX LOOK system (look up also page No.170)
  - **CENTRAL BATTERY** (C.EVOLUX) for **non-addressable CBS** (page 178)
  - **CENTRAL BATTERY** (-ATXP) for system **ELMAX-PATROLUX & Addressable CBS** (look up also page No.174)
- Conforming to the requirement of EN60598-2-22, EN1838, EN62034
- Design:
  - Anodized AL base
  - PC impact resistant diffuser
- elegantné výkonné núdzové svetidlo s perfektnou distribúciou svetla pre montáž na strop s prípravou pre závesné plexi s piktogramom (musí byť objednané samostatne)
- určené pre netrválne (NM) alebo pre trvalé/netrválne (NM/M) alebo (C) centrálné napájané núdzové osvetlenie dostupné vo verziách pre:
  - **AUTOTEST** (-AT),
  - **CENTRALTEST** (-ATXL) pre systém ELMAX LOOK (pozri str.170)
  - **CENTRAL BATTERY** (C.EVOLUX) pre **neadresovateľné CBS** (str. 178)
  - **CENTRAL BATTERY** (-ATXP) pre systém **ELMAX-PATROLUX s adresovateľnou CBS** (pozri str. 174)
- spĺňa požiadavky európskej normy EN 60598-2-22, EN1838, EN62034
- konštrukcia:
  - teleso z eloxovaného hliníku
  - svetelno-činný kryt z nerozbitného PC

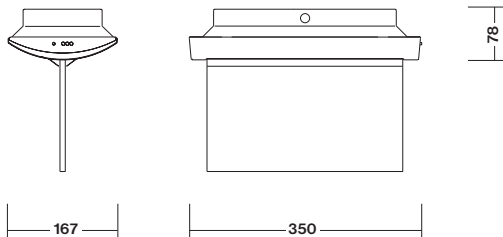


### Input Power (5xLED):

- 11,5W / 15,3VA (maintained M)
- 2,2W / 5,7VA (non-maintained NM)
- 8,5W / 10,9VA (CBS)

### Input Power (3xLED):

- 8W / 11,8VA (maintained M)
- 2,7W / 5,5VA (non-maintained NM)
- 5,7W / 8,7VA (CBS)



## STANDARD FEATURES

## ŠTANDARDNÁ VÝBAVA

- **HighPower LEDs 120lm/W (Lumileds) with the lifetime Min 100.000h, 5000K**
- Special mirror effect reflector
- Addressable CENTRALTEST communication module (for all ATXL, ATXP versions only)
- LEDs indicating both presence of power supply and signaling failures
- TEST button
- **výkonné LED 120lm/W, 5000K (Lumileds) so životnosťou min 100000hod**
- špeciálny odrazový reflektor so zrkadlovým efektom
- adresovateľný CENTRALTEST komunik. modul (pre ATXL, ATXP verzie)
- signalizácia LED a TEST tlačítka

## OPTIONAL ACCESSORIES

## PRÍPLATKY

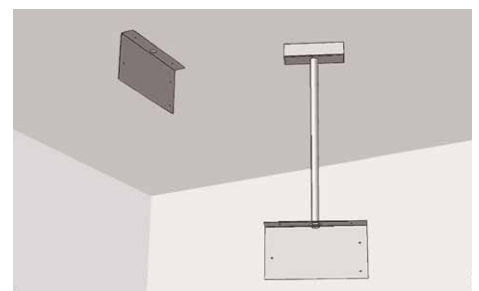
- Suspended plexi with double sided or single sided legends (look up page No.284)
- Suspended mounting ceiling brackets (look up page No.284)
- AL cover frame for light beam direction to the plexi with legend (look up page No.284)
- závesné plexi s jednostranným alebo obojstranným piktogramom (pozri str.284)
- stropná závesná konzola (pozri str.284)
- hliníkový rámik pre nasmerovanie svetla len do plexi hrany (pozri str.284)



Optional Suspended Plexi with Legends  
Príplatkové závesné plexi s piktogramom  
(look up also page No.284)



Optional AL cover  
Príplatkový hliníkový kryt  
(look up also page No.284)



Optional Brackets  
Príplatkové konzoly  
(look up also page No.284)



**NM/M**

| Type              | Version | Duration | Light Source     | Light Flux / Emergency mode | Battery         | Order Code | Weight |
|-------------------|---------|----------|------------------|-----------------------------|-----------------|------------|--------|
| MULTIEVO-3xLED.1h | NM/M    | 1h       | 3x HighPower LED | 230 lm / 230 lm             | NiMh 4,8V/2,1Ah | 196-B-16   | 1,4 kg |
| MULTIEVO-3xLED.3h | NM/M    | 3h       | 3x HighPower LED | 230 lm / 230 lm             | NiMh 4,8V/4,0Ah | 196-B-23   | 1,6 kg |

## Page No.166

**AUTOTEST -AT NM/M**

| Type                      | Version | Duration | Light Source     | Light Flux / Emergency mode | Battery          | Order Code | Weight |
|---------------------------|---------|----------|------------------|-----------------------------|------------------|------------|--------|
| MULTIEVO-AT-BASE 3xLED.1h | NM/M    | 1h       | 3x HighPower LED | 280 lm / 110 lm             | NiMh 4,8V/0,85Ah | 196-B-103  | 1,3 kg |
| MULTIEVO-AT 3xLED.1h      | NM/M    | 1h       | 3x HighPower LED | 280 lm / 230 lm             | NiMh 4,8V/3,0Ah  | 196-B-31   | 1,4 kg |
| MULTIEVO-AT 5xLED.1h      | NM/M    | 1h       | 5x HighPower LED | 470 lm / 366 lm             | NiMh 4,8V/4,0Ah  | 196-B-03   | 1,6 kg |

## Page No.170

**CENTRALTEST -ATXL ELMAX-LOOK**

| Type                   | Version | Duration | Light Source     | Light Flux / Emergency mode | Battery         | Order Code | Weight |
|------------------------|---------|----------|------------------|-----------------------------|-----------------|------------|--------|
| MULTIEVO-ATXL 3xLED.1h | NM/M    | 1h       | 3x HighPower LED | 280 lm / 230 lm             | NiMh 4,8V/3,0Ah | 196-B-44   | 1,5 kg |
| MULTIEVO-ATXL 5xLED.1h | NM/M    | 1h       | 5x HighPower LED | 470 lm / 366 lm             | NiMh 4,8V/4,0Ah | 196-B-32   | 1,7 kg |

## Page No.178

**CENTRAL BATTERY (CBS)**

| Type                      | Version             | Light Source     | Light Flux | Order Code | Weight |
|---------------------------|---------------------|------------------|------------|------------|--------|
| C.EVOLUX 3xLED/230V AC/DC | CBS NON-ADDRESSABLE | 3x HighPower LED | 280 lm     | 196-B-33   | 1,0 kg |
| C.EVOLUX 5xLED/230V AC/DC | CBS NON-ADDRESSABLE | 5x HighPower LED | 470 lm     | 196-B-09   | 1,2 kg |

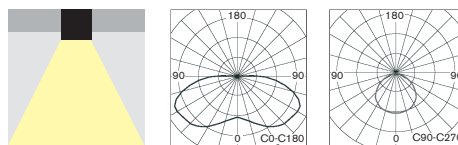
Look up pages No. 392-403 for 1x Spacing tables

Pozri str. 390-403 pre rozmiestnenie svietidiel na dosiahnutie 1x

## Standard Line

Recessed Mounted Emergency Luminaire ready for suspended plexi legend

# EVOLUX 8W / MULTIEVO 8W

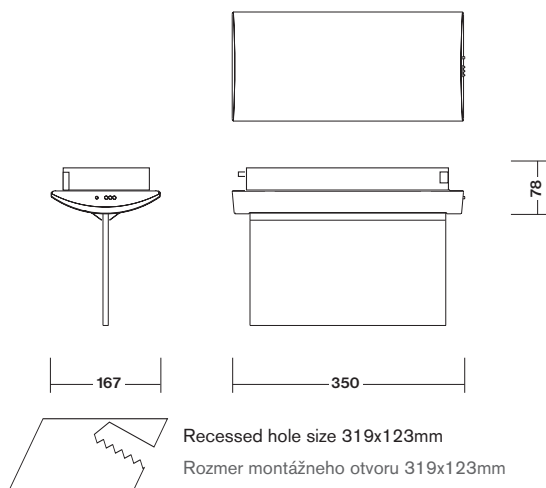


- Equisite design recessed mounted powerful fixture ready for suspended plexi with legend (must be ordered separately)
- Designed for non-maintained (NM), non-maintained/maintained (NM/M) or centralised (C) emergency lighting available in all following versions:
  - **AUTOTEST** (-AT),
  - **CENTRALTEST** (-ATXL) for ELMAX LOOK system (look up also page No.170)
  - **CENTRAL BATTERY** (C.EVOLUX) for **non-addressable CBS** (page No.178)
  - **CENTRAL BATTERY** (-ATXP) for system **ELMAX-PATROLUX & Addressable CBS** (look up also page No.174)
- Conforming to the requirement of EN60598-2-22, EN1838, EN62034
- Design:
  - Base made of sheet steel painted in RAL9003
  - PC impact resistant diffuser
- elegantné výkonné núdzové svietidlo s perfektnou distribúciou svetla pre zapustenú montáž do stropu s prípravou pre závesné plexi s piktogramom (musí byť objednané samostatne)
- určené pre netrválne (NM) alebo pre trvalé/netrválne (NM/M) alebo (C) centrálné napájané núdzové osvetlenie dostupné vo verziách pre:
  - **AUTOTEST** (-AT),
  - **CENTRALTEST** (-ATXL) pre systém ELMAX LOOK (pozri str.170)
  - **CENTRAL BATTERY** (C.EVOLUX) pre **neadresovateľné CBS** (str.178)
  - **CENTRAL BATTERY** (-ATXP) pre systém **ELMAX-PATROLUX s adresovateľnou CBS** (pozri str. 174)
- spĺňa požiadavky európskej normy EN 60598-2-22, EN1838, EN62034
- konštrukcia:
  - teleso z oceľového plechu v RAL9003
  - svetelno-činný kryt z nerozbitného PC



### Input Power:

- 10W / 21,5VA (maintained M)
- 2,1W / 7VA (non-maintained NM)
- 10W / 17,4VA (CBS)



## STANDARD FEATURES

## ŠTANDARDNÁ VÝBAVA

- Addressable CENTRALTEST communication module (for all ATXL, ATXP versions only)
- LEDs indicating both presence of power supply and signaling failures
- TEST button
- adresovateľný CENTRALTEST komunik.modul (pre ATXL a ATXP verzie)
- signalizácia LED a TEST tlačítko

## OPTIONAL ACCESSORIES

## PRÍPLATKY

- Suspended plexi with double sided or single sided legends (look up page No.284)
- AL cover frame for light beam direction to the plexi with legend (look up page No.284)
- Long-Life LED tube for standard 8W fluorescent tube retrofit (look up pages No.267)
- závesné plexi s jednostranným alebo obojstranným piktogramom (pozri str.284)
- hliníkový rámik pre nasmerovanie svetla len do plexi hrany (pozri str.284)
- Long-Life LED žiarivka pre náhradu za štandardnú 8W žiarivku (pozri str.267)



Optional LED tube for 8W tube retrofit  
Príplatkový LED žiarivka pre náhradu 8W žiarivky  
(look up also page No.267)



Optional Suspended Plexi with Legends  
Príplatkové závesné plexi s piktogramom  
(look up also page No.284)



Optional AL cover frame  
Príplatkový AL krycí rámik  
(look up also page No.284)



## EVOLUX 8W / MULTIEVO 8W



|              |         |          |              |                             |                 |            |        | NM |
|--------------|---------|----------|--------------|-----------------------------|-----------------|------------|--------|----|
| Type         | Version | Duration | Light Source | Light Flux / Emergency mode | Battery         | Order Code | Weight |    |
| EVOLUX 8W.1h | NM      | 1h       | 8W / G5      | - / 131 lm                  | NiCd 3,6V/1,8Ah | 102-B-12   | 1,4 kg |    |
| EVOLUX 8W.3h | NM      | 3h       | 8W / G5      | - / 131 lm                  | NiMh 3,6V/4,0Ah | 102-B-13   | 1,6 kg |    |

| Page No.166       |         |          |              |                             |                 |            |        | AUTOTEST -AT NM/M |
|-------------------|---------|----------|--------------|-----------------------------|-----------------|------------|--------|-------------------|
| Type              | Version | Duration | Light Source | Light Flux / Emergency mode | Battery         | Order Code | Weight |                   |
| MULTIEVO-AT 8W.1h | NM/M    | 1h       | 8W / G5      | 410 lm / 205 lm             | NiMh 4,8V/2,1Ah | 102-B-14   | 1,5 kg |                   |
| MULTIEVO-AT 8W.3h | NM/M    | 3h       | 8W / G5      | 410 lm / 205 lm             | NiMh 4,8V/4,0Ah | 102-B-15   | 1,6 kg |                   |

| Page No.170         |         |          |              |                             |                 |            |        | CENTRALTEST -ATXL ELMAX-LOOK |
|---------------------|---------|----------|--------------|-----------------------------|-----------------|------------|--------|------------------------------|
| Type                | Version | Duration | Light Source | Light Flux / Emergency mode | Battery         | Order Code | Weight |                              |
| MULTIEVO-ATXL 8W.1h | NM/M    | 1h       | 8W / G5      | 410 lm / 205 lm             | NiMh 4,8V/2,1Ah | 102-B-87   | 1,5 kg |                              |
| MULTIEVO-ATXL 8W.3h | NM/M    | 3h       | 8W / G5      | 410 lm / 205 lm             | NiMh 4,8V/4,0Ah | 102-B-88   | 1,6 kg |                              |


| Page No.178            |                     |              |            |            |        |  |  | CENTRAL BATTERY (CBS) |
|------------------------|---------------------|--------------|------------|------------|--------|--|--|-----------------------|
| Type                   | Version             | Light Source | Light Flux | Order Code | Weight |  |  |                       |
| C.EVOLUX 8W/230V AC/DC | CBS NON-ADDRESSABLE | 8W / G5      | 410 lm     | 102-B-43   | 1,2 kg |  |  |                       |
| C.EVOLUX 8W/24V AC/DC  | CBS NON-ADDRESSABLE | 8W / G5      | 410 lm     | 102-B-72   | 1,2 kg |  |  |                       |

Look up pages No. 392-403 for 1lx Spacing tables  
Pozri str. 390-403 pre rozmiestnenie svetidiel na dosiahnutie 1lx

## Standard Line

Recessed Mounted Emergency Luminaire ready for suspended plexi legend

# C.EVOLUX-LED / MULTIEVO-LED

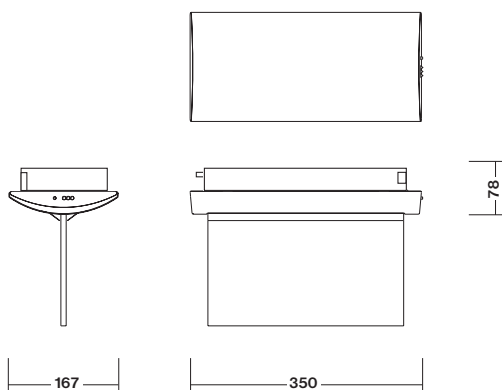


### Input Power (5xLED):

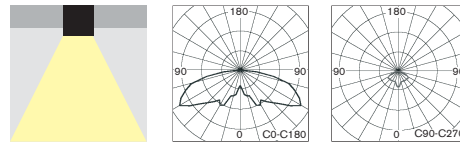
- 11,5W / 15,3VA (maintained M)
- 2,2W / 5,7VA (non-maintained NM)
- 8,5W / 10,9VA (CBS)

### Input Power (3xLED):

- 8W / 11,8VA (maintained M)
- 2,7W / 5,5VA (non-maintained NM)
- 5,7W / 8,7VA (CBS)



Recessed hole size 319x123mm  
Rozmer montážneho otvoru 319x123mm



- Equisite design recessed mounted powerful fixture ready for suspended plexi with legend (must be ordered separately)
- Designed for non-maintained (NM), non-maintained/maintained (NM/M) or centralised (C) emergency lighting available in all following versions:
  - **AUTOTEST** (-AT),
  - **CENTRALTEST** (-ATXL) for ELMAX LOOK Mini system (look up page No.170)
  - **CENTRAL BATTERY** (C.EVOLUX) for **non-addressable CBS** (page No.178)
  - **CENTRAL BATTERY** (-ATXP) for system **ELMAX-PATROLUX s Addressable CBS** (look up pages No.174)
- Conforming to the requirement of EN60598-2-22, EN1838, EN62034
- Design:
  - Base made of sheet steel painted in RAL9003
  - PC impact resistant diffuser
- elegantné výkonné núdzové svietidlo s perfektnou distribúciou svetla pre zapustenú montáž do stropu s prípravou pre závesné plexi s piktogramom (musí byť objednané samostatne)
- určené pre netrválne (NM) alebo pre trvalé/netrválne (NM/M) alebo (C) centrálné napájané núdzové osvetlenie dostupné vo verziách pre:
  - **AUTOTEST** (-AT),
  - **CENTRALTEST** (-ATXL) pre systém ELMAX LOOK Mini (pozri str.170)
  - **CENTRAL BATTERY** (C.EVOLUX) pre **neadresovateľné CBS** (str.178)
  - **CENTRAL BATTERY** (-ATXP) pre systém **ELMAX-PATROLUX s adresovateľnou CBS** (pozri str. 174)
- spĺňa požiadavky európskej normy EN 60598-2-22, EN1838, EN62034
- konštrukcia:
  - teleso z oceľového plechu v RAL9003
  - svetelno-činný kryt z nerozbitného PC

## STANDARD FEATURES

## ŠTANDARDNÁ VÝBAVA

- **HighPower LEDs 120lm/W (Lumileds) with the lifetime Min 100.000h, 5000K**
- Special mirror effect reflector
- Addressable CENTRALTEST communication module (for all ATXL, ATXP versions only)
- LEDs indicating both presence of power supply and signaling failures
- TEST button
- **výkonné LED 120lm/W (Lumileds) so životnosťou min 100000hod, 5000K**
- špeciálny odrazový reflektor so zrkadlovým efektom
- adresovateľný CENTRALTEST komunikačný modul (pre ATXL, ATXP verzie)
- signalizácia LED a TEST tlačítko

## OPTIONAL ACCESSORIES

## PRÍPLATKY

- Suspended plexi with double sided or single sided legends (look up page No.284)
- AL cover frame for light beam direction to the plexi with legend (look up page No.284)
- závesné plexi s jednostranným alebo obojstranným piktogramom (pozri str.284)
- hliníkový rámik pre nasmerovanie svetla len do plexi hrany (pozri str.284)



Optional Suspended Plexi with Legends  
Príplatkové závesné plexi s piktogramom  
(look up also page No.284)



Optional AL cover frame  
Príplatkový AL krycí rámik  
(look up also page No.284)



## C.EVOLUX-LED / MULTIEVO-LED

Shopping area emergency lighting application



|                   |         |          |                  |                             |                 |            |        | <b>NM/M</b> |
|-------------------|---------|----------|------------------|-----------------------------|-----------------|------------|--------|-------------|
| Type              | Version | Duration | Light Source     | Light Flux / Emergency mode | Battery         | Order Code | Weight |             |
| MULTIEVO-3xLED.1h | NM/M    | 1h       | 3x HighPower LED | 230 lm / 230 lm             | NiMh 4,8V/2,1Ah | 196-B-17   | 1,4 kg |             |
| MULTIEVO-3xLED.3h | NM/M    | 3h       | 3x HighPower LED | 230 lm / 230 lm             | NiMh 4,8V/4,0Ah | 196-B-50   | 1,6 kg |             |

| Page No.166               |         |          |                  |                             |                  |            |        | <b>AUTOTEST -AT NM/M</b> |
|---------------------------|---------|----------|------------------|-----------------------------|------------------|------------|--------|--------------------------|
| Type                      | Version | Duration | Light Source     | Light Flux / Emergency mode | Battery          | Order Code | Weight |                          |
| MULTIEVO-AT-BASE 3xLED.1h | NM/M    | 1h       | 3x HighPower LED | 280 lm / 110 lm             | NiMh 4,8V/0,85Ah | 196-B-105  | 1,3 kg |                          |
| MULTIEVO-AT 3xLED.1h      | NM/M    | 1h       | 3x HighPower LED | 280 lm / 230 lm             | NiMh 4,8V/3,0Ah  | 196-B-34   | 1,4 kg |                          |
| MULTIEVO-AT 5xLED.1h      | NM/M    | 1h       | 5x HighPower LED | 470 lm / 366 lm             | NiMh 4,8V/4,0Ah  | 196-B-04   | 1,6 kg |                          |

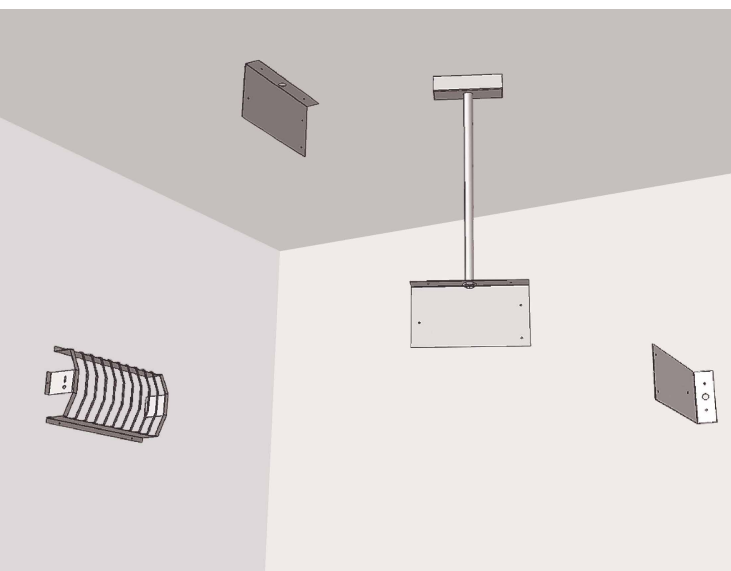
| Page No.170            |         |          |                  |                             |                 |            |        | <b>CENTRALTEST -ATXL ELMAX-LOOK</b> |
|------------------------|---------|----------|------------------|-----------------------------|-----------------|------------|--------|-------------------------------------|
| Type                   | Version | Duration | Light Source     | Light Flux / Emergency mode | Battery         | Order Code | Weight |                                     |
| MULTIEVO-ATXL 3xLED.1h | NM/M    | 1h       | 3x HighPower LED | 280 lm / 230 lm             | NiMh 4,8V/3,0Ah | 196-B-46   | 1,5 kg |                                     |
| MULTIEVO-ATXL 5xLED.1h | NM/M    | 1h       | 5x HighPower LED | 470 lm / 366 lm             | NiMh 4,8V/4,0Ah | 196-B-35   | 1,7 kg |                                     |

| Page No.178               |                     |                  |            |            |        |  |  | <b>CENTRAL BATTERY (CBS)</b> |
|---------------------------|---------------------|------------------|------------|------------|--------|--|--|------------------------------|
| Type                      | Version             | Light Source     | Light Flux | Order Code | Weight |  |  |                              |
| C.EVOLUX 3xLED/230V AC/DC | CBS NON-ADDRESSABLE | 3x HighPower LED | 280 lm     | 196-B-37   | 1,0 kg |  |  |                              |
| C.EVOLUX 5xLED/230V AC/DC | CBS NON-ADDRESSABLE | 5x HighPower LED | 470 lm     | 196-B-10   | 1,2 kg |  |  |                              |

Look up pages No. 392-403 for 1x Spacing tables  
Pozri str. 390-403 pre rozmiestnenie svietidiel na dosiahnutie 1x




## EVOLUX / MULTIEVO



- Suspended plexi with single or double sided legend
- Viewing Distance 29m/31m (for all A,B,C,A/C versions)
- Viewing Distance 32m/34m (for all H,I,J,H/J,K,L,M,N,K/M,L/N versions complying ISO7010)
- AL cover frame for light beam direction to the plexi with legend
- závesné plexi s jednostranným alebo obojstranným piktogramom
- rozoznatelnosť piktogramu 29m/31m (platí pre verzie A,B,C,A/C)
- rozoznatelnosť piktogramu 32m/34m (platí pre verzie H,I,J,H/J,K,L,M,N,K/M,L/N spĺňajúce ISO7010)
- hliníkový krycí rámik pre nasmerovanie svetla len do plexi hrany

| Optional Item / Príplatok                     | Order Code / Objednávaci kód |
|---|------------------------------|
| Suspended plexi A/C doublesided / obojstranné | 102-B-08-02-00               |
| Suspended plexi B doublesided / obojstranné   | 102-B-08-03-00               |
| Suspended plexi A singlesided / jednostranné  | 102-B-08-25-00               |
| Suspended plexi B singlesided / jednostranné  | 102-B-08-26-00               |
| Suspended plexi C singlesided / jednostranné  | 102-B-08-27-00               |
| Suspended plexi H/J doublesided / obojstranné | 102-B-08-11-01               |
| Suspended plexi I doublesided / obojstranné   | 102-B-08-10-01               |
| Suspended plexi H singlesided / jednostranné  | 102-B-08-50-00               |
| Suspended plexi I singlesided / jednostranné  | 102-B-08-51-00               |
| Suspended plexi J singlesided / jednostranné  | 102-B-08-52-00               |
| Suspended plexi O singlesided / jednostranné  | 102-B-08-49-00               |
| Suspended plexi O doublesided / obojstranné   | 102-B-08-47-00               |
| Suspended plexi K/M doublesided / obojstranné | 102-B-08-41-01               |
| Suspended plexi L/N doublesided / obojstranné | 102-B-08-42-01               |
| Suspended plexi K singlesided / jednostranné  | 102-B-08-53-00               |
| Suspended plexi L singlesided / jednostranné  | 102-B-08-54-00               |
| Suspended plexi M singlesided / jednostranné  | 102-B-08-55-00               |
| Suspended plexi N singlesided / jednostranné  | 102-B-08-56-00               |
| Suspended plexi F doublesided / obojstranné   | 102-B-08-05-00               |
| AL cover frame / krycí rámik                  | 102-B-00-27-00               |



### Optional Accessories: Príplatky:

| Optional Item / Príplatok                             | Order Code / Objednávaci kód |
|---|------------------------------|
| Wall mounting bracket / nástenná konzola RAL9003      | 102-B-01-09-01               |
| Ceiling mounting bracket / stropná konzola RAL9003    | 102-B-01-08-01               |
| Pendant bracket 0,5m / závesná konzola 0,5m RAL9003   | 102-B-28-02-00               |
| Pendant bracket 0,7m / závesná konzola 0,7m RAL9003   | 102-B-28-05-00               |
| Pendant bracket 0,7m / závesná konzola 0,7m RAL9006   | 102-B-28-05-01               |
| Pendant bracket 0,75m / závesná konzola 0,75m RAL9006 | 102-B-28-08-00               |
| Pendant bracket 1,0m / závesná konzola 1,0m RAL9003   | 102-B-28-03-00               |
| Pendant bracket 1,5m / závesná konzola 1,5m RAL9003   | 102-B-28-04-00               |
| Pendant bracket 2,25m /závesná konzola 2,25m RAL9003  | 102-B-28-07-00               |
| Pendant bracket 2,75m /závesná konzola 2,75m RAL9006  | 102-B-28-11-00               |
| Pendant bracket 3m /závesná konzola 3m RAL9006        | 102-B-28-10-00               |
| Pendant bracket 3,5m /závesná konzola 3,5m RAL9006    | 102-B-28-12-00               |

Modern office building emergency lighting application

