

EVOLUX / MULTIEVO



Available in all 8W fluorescent tube or MiniLED LongLife LED tube or HighPower LED versions with the lifetime Min 100.000h

Svetelný zdroj 8W žiarivka alebo MiniLED LongLife LED trubica alebo progresívna verzia vybavená výkonnými LED so životnosťou min 100000hod



Perfect Modern Orientated Shape allowing you to use it in all kind of applications

Perfektný tvar telesa svietidla ho predurčuje k použitiu v moderných interiéroch súčasnosti




Perfect light reflections thanks to mirror-effect aluminum reflector with the longitudinal lamination (reflection >94%).

Dokonalý odraz svetla vďaka vysokoleštenému AL reflektoru so špeciálnymi pozdĺžnymi lamelami (koeficient odrazu >94%).



Both the mirror-effect reflector shape and body shape ensure perfect lighting characteristics. Thanks to the wide lighting distribution curves you need less SEC emergency lighting fixtures than the standard ones to achieve 1lx even emergency lighting illumination level.

Geometria vysokolešteného hliníkového reflektoru a telesa svietidla zaručujú dokonalé svetelno-technické parametre svietidla. Vďaka širokej krivke svietivosti je potrebný menší počet svietidiel pre dosiahnutie rovnomerného osvetlenia v porovnaní s bežnými svietidlami.



Linear Fresnel Lens

Lineárna Fresnelova šošovka

AUTOTEST/CENTRALTEST

(only MULTIEVO-AT/ATXL/ATZB):
Monitor status by 3x LEDs and TEST button

AUTOTEST/CENTRALTEST

(len MULTIEVO-AT/ATXL/ATZB)
3x LED pre signalizáciu stavu svietidla
a TEST tlačítko

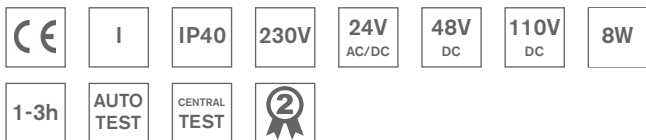


There are in total 5 cable entries: 4 side ones around the body and 1 from the back side.

Na telese svietidla sa nachádzajú 4x prechodky po obvodu svietidla a 1x zo zadnej strany telesa svietidla.

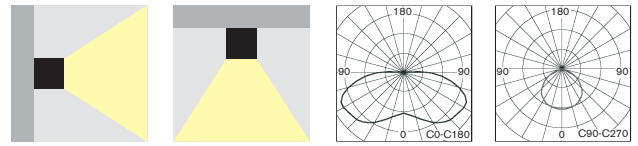
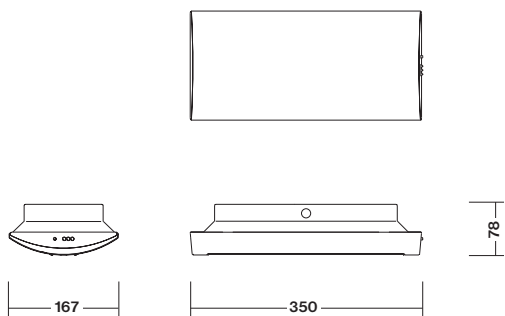
Light source	LED 5000K
Installed load	11.5W/15.3VA (maintained M)
5xLED	2.2W/5.7VA (non-maintained NM) 8.5W/10.9VA (CBS)
Installed load	8W/11.8VA (maintained M)
3xLED	2.7W/5.5VA (non-maintained NM) 5.7W/8.7VA (CBS)
Protection type	IP40
Diffuser material	Impact resistant polycarbonate
Viewing distance	28-39m

EVOLUX 8W / MULTIEVO 8W



Input Power:

- 10W / 21,5VA (maintained M)
- 2,1W / 7VA (non-maintained NM)
- 10W / 17,4VA (CBS)



- Equisite design surface mounted powerful fixture with perfect light distribution for non-maintained (NM), non-maintained/maintained (NM/M) or centralised (C) emergency lighting available in all following versions:
 - **AUTOTEST** (-AT),
 - **CENTRALTEST** (-ATXL) for ELMAX LOOK system (look up also page No.170),
 - **CENTRAL BATTERY** (C.EVOLUX) for **non-addressable CBS** (look up also page No.178)
 - **CENTRAL BATTERY** (-ATXP) for system **ELMAX-PATROLUX & Addressable CBS** (look up also page No.174)
- Conforming to the requirement of EN60598-2-22, EN1838, EN62034
- Design:
 - Anodized AL base
 - PC impact resistant diffuser
- elegantné výkonné núdzové svetidlo s perfektnou distribúciou svetla pre netrválne (NM) alebo pre trvalé/netrválne (NM/M) alebo (C) centrálné napájané núdzové osvetlenie dostupné vo verziách pre:
 - **AUTOTEST** (-AT),
 - **CENTRALTEST** (-ATXL) pre systém ELMAX LOOK (pozri str.170)
 - **CENTRAL BATTERY** (C.EVOLUX) pre **neadresovateľné CBS** (str. 178)
 - **CENTRAL BATTERY** (-ATXP) pre systém **ELMAX-PATROLUX s adresovateľnou CBS** (pozri str. 174)
- splňa požiadavky európskej normy EN 60598-2-22, EN1838, EN62034
- konštrukcia:
 - teleso z eloxovaného hliníku
 - svetelno-činný kryt z nerozbitného PC

STANDARD FEATURES

ŠTANDARDNÁ VÝBAVA

- Special mirror effect reflector
- Addressable CENTRALTEST communication module (for ATXL, ATXP only)
- LEDs indicating both presence of power supply and signaling failures
- TEST button
- špeciálny odrazový reflektor so zrkadlovým efektom
- adresovateľný CENTRALTEST komunikačný modul (len pre ATXL, ATXP verzie)
- signalizácia LED a TEST tlačítka

OPTIONAL ACCESSORIES

PRÍPLATKY

- Adhesive labels or non-adhesive labels together with aluminium frame
- Wall or ceiling mounting brackets (look up page No.274)
- Protective steel cage (look up page No.274)
- Long-Life LED tube for standard 8W fluorescent tube retrofit (look up page No.267)
- samolepiace alebo fóliové piktogramy s AL rámkom (pozri str.274)
- nástenná, stropná alebo stropná závesná konzola (pozri str.274)
- ochranný kovový kôš (pozri str.274)
- Long-Life LED žiarivka pre náhradu za štandardnú 8W žiarivku (pozri str.267)



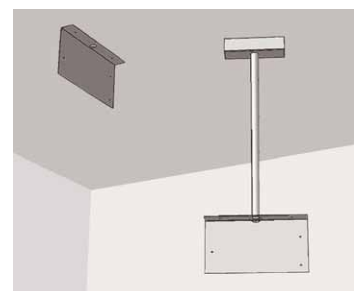
Option:LED tube for 8W tube retrofit
Prípl. LED žiarivka pre náhradu 8W žiarivky (look up also page No.267)



Optional AL Frame with + Foil Legends
Príplatkový AL rámik s piktogramom (look up also page No.274 / pozri str.274)



Optional Self-adhesive Legends
Príplatkové samolepiace piktogramy (look up also page No.274 / pozri str.274)



Optional Brackets and Protective Cage
Príplatková konzola a ochranná mreža (look up also page No.274 / pozri str.274)



								NM
Type	Version	Duration	Light Source	Light Flux / Emergency mode	Battery	Order Code	Weight	
EVOLUX 8W.1h	NM	1h	8W / G5	- / 131 lm	NiCd 3,6V/1,8Ah	102-B-00-01-00	1,4 kg	
EVOLUX 8W.3h	NM	3h	8W / G5	- / 131 lm	NiMh 3,6V/4,0Ah	102-B-01-01-01	1,6 kg	

Page No.166								AUTOTEST -AT NM/M
Type	Version	Duration	Light Source	Light Flux / Emergency mode	Battery	Order Code	Weight	
MULTIEVO-AT 8W.1h	NM/M	1h	8W / G5	410 lm / 205 lm	NiMh 4,8V/2,1Ah	102-B-02	1,5 kg	
MULTIEVO-AT 8W.3h	NM/M	3h	8W / G5	410 lm / 205 lm	NiMh 4,8V/4,0Ah	102-B-03	1,7 kg	

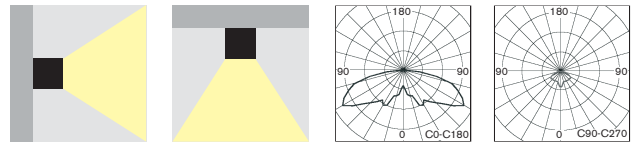
Page No.170								CENTRALTEST -ATXL ELMAX-LOOK
Type	Version	Duration	Light Source	Light Flux / Emergency mode	Battery	Order Code	Weight	
MULTIEVO-ATXL 8W.1h	NM/M	1h	8W / G5	410 lm / 205 lm	NiMh 4,8V/2,1Ah	102-B-77	1,5 kg	
MULTIEVO-ATXL 8W.3h	NM/M	3h	8W / G5	410 lm / 205 lm	NiMh 4,8V/4,0Ah	102-B-85	1,7 kg	

Page No.178								CENTRAL BATTERY (CBS)
Type	Version	Light Source	Light Flux	Order Code	Weight			
C.EVOLUX 8W/230V AC/DC	CBS NON-ADDRESSABLE	8W / G5	410 lm	102-B-23	1,2 kg			
C.EVOLUX 8W/24V AC/DC	CBS NON-ADDRESSABLE	8W / G5	410 lm	102-B-39	1,2 kg			
C.EVOLUX 8W/48V DC	CBS NON-ADDRESSABLE	8W / G5	410 lm	102-B-51	1,2 kg			
C.EVOLUX 8W/110V DC	CBS NON-ADDRESSABLE	8W / G5	410 lm	102-B-22	1,2 kg			

Page No.174								Addressable CENTRAL BATTERY (CBS) -ATXP ELMAX-PATROLUX
Type	Version	Light Source	Light Flux	Order Code	Weight			
C.EVOLUX-ATXP 8W/230V AC/DC	ATXP CBS ADDRESSABLE	8W / G5	410 lm	102-B-99-02-00	1,2 kg			

Look up pages No. 392-403 for 1x Spacing tables
Pozri str. 390-403 pre rozmiestnenie svietidiel na dosiahnutie 1x

C.EVOLUX-LED / MULTIEVO-LED



- Equisite design surface mounted powerful fixture with perfect light distribution for non-maintained (NM), non-maintained/maintained (NM/M) or centralised (C) emergency lighting available in all following versions:
 - **AUTOTEST** (-AT),
 - **CENTRALTEST** (-ATXL) for ELMAX LOOK system (look up also page No.170)
 - **CENTRAL BATTERY** (C.EVOLUX) for **non-addressable CBS** (page No.178)
 - **CENTRAL BATTERY** (-ATXP) for system **ELMAX-PATROLUX & Addressable CBS** (look up also page No.174)
- Conforming to the requirement of EN60598-2-22, EN1838, EN62034
- Design:
 - Anodized AL base
 - PC impact resistant diffuser
- elegantné výkonné núdzové svietidlo s perfektnou distribúciou svetla pre netrválne (NM) alebo pre trvalé/netrválne (NM/M) alebo (C) centrálné napájané núdzové osvetlenie dostupné vo verziách pre:
 - **AUTOTEST** (-AT),
 - **CENTRALTEST** (-ATXL) pre systém ELMAX LOOK (pozri str.170)
 - **CENTRAL BATTERY** (C.EVOLUX) pre **neadresovateľné CBS** (str.178)
 - **CENTRAL BATTERY** (-ATXP) pre systém **ELMAX-PATROLUX s adresovateľnou CBS** (pozri str. 174)
- spĺňa požiadavky európskej normy EN 60598-2-22, EN1838, EN62034
- konštrukcia:
 - teleso z eloxovaného hliníku
 - svetelno-činný kryt z nerozbitného PC

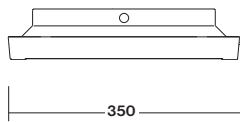
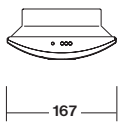



Input Power (5xLED):

- 11,5W / 15,3VA (maintained M)
- 2,2W / 5,7VA (non-maintained NM)
- 8,5W / 10,9VA (CBS)

Input Power (3xLED):

- 8W / 11,8VA (maintained M)
- 2,7W / 5,5VA (non-maintained NM)
- 5,7W / 8,7VA (CBS)



STANDARD FEATURES

ŠTANDARDNÁ VÝBAVA

- **HighPower LEDs 120lm/W (Lumileds) with the lifetime > 100.000h, 5000K**
- Special mirror effect reflector
- Addressable CENTRALTEST communication module (for all ATXL, ATXP versions only)
- LEDs indicating both presence of power supply and signaling failures
- TEST button
- **výkonné 5000K LED 120lm/W (Lumileds) so životnosťou min 100000hod**
- špeciálny odrazový reflektor so zrkadlovým efektom
- adresovateľný CENTRALTEST komunik. modul (pre ATXL, ATXP verzie)
- signalizácia LED a TEST tlačítko

OPTIONAL ACCESSORIES

PRÍPLATKY

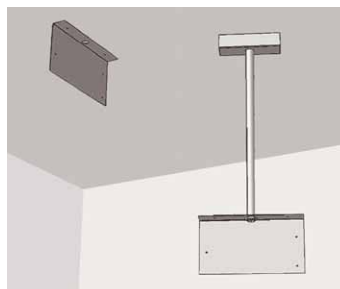
- Adhesive labels or non-adhesive labels together with aluminium frame (look up page No. 274)
- Wall or ceiling mounting brackets (look up page No. 274)
- Protective steel cage (look up page No. 274)
- samolepiace alebo fóliové piktogramy s AL rárikom (pozri str. 274)
- nástenná, stropná alebo stropná závesná konzola (pozri str. 274)
- ochranný kovový kôš (pozri str. 274)



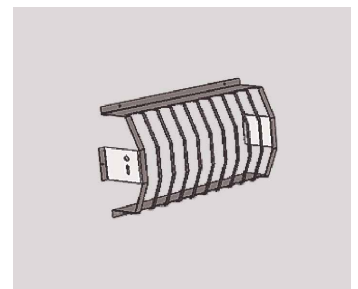
Optional AL Frame with + Foil Legends
Príplatkový AL rárik s piktogramom
(look up also page No.274 / pozri str.274)



Optional Self-adhesive Legends
Príplatkové samolepiace piktogramy
(look up also page No.274 / pozri str.274)



Optional Brackets
Príplatkové konzoly
(look up also page No.274 / pozri str.274)



Optional Protective Cage
Príplatková ochranná mreža
(look up also page No.274 / pozri str.274)

C.EVOLUX-LED / MULTIEVO-LED

Public building emergency lighting application



NM/M

Type	Version	Duration	Light Source	Light Flux / Emergency mode	Battery	Order Code	Weight
MULTIEVO-3xLED.1h	NM/M	1h	3x HighPower LED	230 lm / 230 m	NiMh 4,8V/2,1Ah	196-B-14	1,4 kg
MULTIEVO-3xLED.3h	NM/M	3h	3x HighPower LED	230 lm / 230 m	NiMh 4,8V/4,0Ah	196-B-21	1,6 kg

Page No.166

AUTOTEST -AT NM/M

Type	Version	Duration	Light Source	Light Flux / Emergency mode	Battery	Order Code	Weight
MULTIEVO-AT-BASE 3xLED.1h	NM/M	1h	3x HighPower LED	280 lm / 110 m	NiMh 4,8V/0,85Ah	196-B-101	1,3 kg
MULTIEVO-AT 3xLED.1h	NM/M	1h	3x HighPower LED	280 lm / 230 lm	NiMh 4,8V/3,0Ah	196-B-29	1,4 kg
MULTIEVO-AT 5xLED.1h	NM/M	1h	5x HighPower LED	470 lm / 366 lm	NiMh 4,8V/4,0Ah	196-B-00	1,6 kg

Page No.170

CENTRALTEST -ATXL ELMAX-LOOK

Type	Version	Duration	Light Source	Light Flux / Emergency mode	Battery	Order Code	Weight
MULTIEVO-ATXL 3xLED.1h	NM/M	1h	3x HighPower LED	280 lm / 230 lm	NiMh 4,8V/3,0Ah	196-B-43	1,5 kg
MULTIEVO-ATXL 5xLED.1h	NM/M	1h	5x HighPower LED	470 lm / 366 lm	NiMh 4,8V/4,0Ah	196-B-30	1,7 kg

Page No.178

CENTRAL BATTERY (CBS)

Type	Version	Light Source	Light Flux	Order Code	Weight
C.EVOLUX 3xLED/230V AC/DC	CBS NON-ADDRESSABLE	3x HighPower LED	280 lm	196-B-15	1,0 kg
C.EVOLUX 5xLED/230V AC/DC	CBS NON-ADDRESSABLE	5x HighPower LED	470 lm	196-B-02	1,2 kg

Page No.174

Addressable CENTRAL BATTERY (CBS) -ATXP ELMAX-PATROLUX

Type	Version	Light Source	Light Flux	Order Code	Weight
C.EVOLUX-ATXP 5xLED/230V AC/DC	ATXP CBS ADDRESSABLE	5x HighPower LED	470 lm	196-B-24	1,2 kg

Look up pages No. 392-403 for 1x Spacing tables

Pozri str. 390-403 pre rozmiestnenie svetidiel na dosiahnutie 1x

EVOLUX / MULTIEVO

← → 26m/8W
28m/LED




← → 36m/8W
39m/LED



- Foil based legend + AL cover frame (click system) complying ISO7010 (not A,B,C)
- Viewing Distance 26m/28m

- fóliový piktogram + krycí AL rámeček („klik“ systém) v súlade s ISO7010 (nie A,B,C)
- rozoznatelnosť piktogramu 26m/28m


Optional Item / Príplatok	Order Code / Objednávaci kód
Foil picto „A“+AL Frame / piktó fólia „A“+rámeček	102-B-00-06-00
Foil picto „B“+AL Frame / piktó fólia „B“+rámeček	102-B-00-07-00
Foil picto „C“+AL Frame / piktó fólia „C“+rámeček	102-B-00-05-00
Foil picto „H“+AL Frame / piktó fólia „H“+rámeček	102-B-00-52-01
Foil picto „I“+AL Frame / piktó fólia „I“+rámeček	102-B-00-48-01
Foil picto „J“+AL Frame / piktó fólia „J“+rámeček	102-B-00-50-01
Foil picto „K“+AL Frame / piktó fólia „K“+rámeček	102-B-00-55-01
Foil picto „L“+AL Frame / piktó fólia „L“+rámeček	102-B-00-56-01
Foil picto „M“+AL Frame / piktó fólia „M“+rámeček	102-B-00-53-01
Foil picto „N“+AL Frame / piktó fólia „N“+rámeček	102-B-00-54-01
Foil picto „O“+AL Frame / piktó fólia „O“+rámeček	102-B-00-59-01



- Self-adhesive legend
- Viewing Distance 36m (8W versions) or 39m (LED versions)

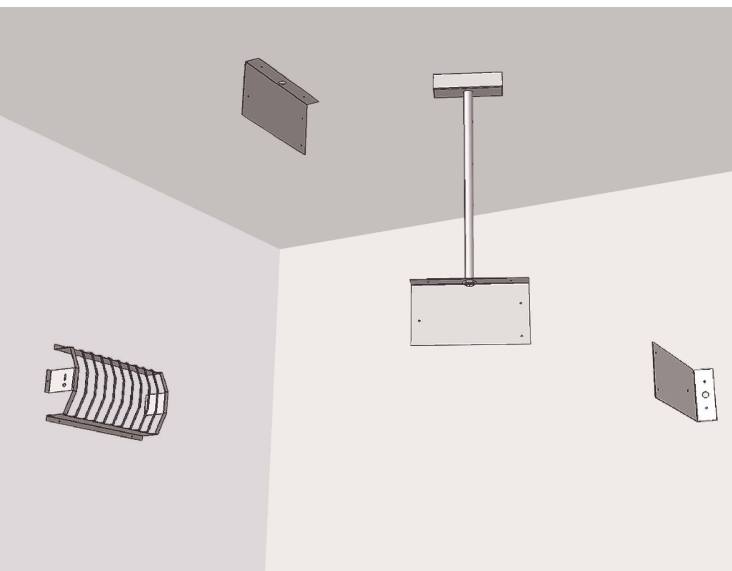
- samolepiaci piktogram
- rozoznatelnosť piktogramu 36m (8W verzie) alebo 39m (LED verzie)

Optional Item / Príplatok	Order Code / objednávaci kód
Self-adhesive „A“ / samolepiaci piktogram „A“	M-SAM0258
Self-adhesive „B“ / samolepiaci piktogram „B“	102-SAM-01-01-02
Self-adhesive „C“ / samolepiaci piktogram „C“	M-SAM0257
Self-adhesive „H“ / samolepiaci piktogram „H“	102-SAM-01-00-04
Self-adhesive „I“ / samolepiaci piktogram „I“	102-SAM-01-00-05
Self-adhesive „J“ / samolepiaci piktogram „J“	102-SAM-01-00-06
Self-adhesive „O“ / samolepiaci piktogram „O“	102-SAM-01-00-92



Optional Accessories: Príplatky:

Optional Item / Príplatok	Order Code / Objednávaci kód
Wall mounting bracket / nástenná konzola RAL9003	102-B-01-09-01
Ceiling mounting bracket / stropná konzola RAL9003	102-B-01-08-01
Pendant bracket 0,5m / závesná konzola 0,5m RAL9003	102-B-28-02-00
Pendant bracket 0,7m / závesná konzola 0,7m RAL9003	102-B-28-05-00
Pendant bracket 0,7m / závesná konzola 0,7m RAL9006	102-B-28-05-01
Pendant bracket 0,75m / závesná konzola 0,75m RAL9006	102-B-28-08-00
Pendant bracket 1,0m / závesná konzola 1,0m RAL9003	102-B-28-03-00
Pendant bracket 1,5m / závesná konzola 1,5m RAL9003	102-B-28-04-00
Pendant bracket 2,25m /závesná konzola 2,25m RAL9003	102-B-28-07-00
Pendant bracket 2,75m /závesná konzola 2,75m RAL9006	102-B-28-11-00
Pendant bracket 3m /závesná konzola 3m RAL9006	102-B-28-10-00
Pendant bracket 3,5m /závesná konzola 3,5m RAL9006	102-B-28-12-00



Light source	LED 5000K
Installed load	11.5W/15.3VA (maintained M)
5xLED	2.2W/5.7VA (non-maintained NM) 8.5W/10.9VA (CBS)
Installed load	8W/11.8VA (maintained M)
3xLED	2.7W/5.5VA (non-maintained NM) 5.7W/8.7VA (CBS)
Protection type	IP40
Housing material	Impact resistant polycarbonate
Viewing distance	28-39m

Standard Line
Surface Mounted Emergency Luminaire

C.EVOLUX-LED / MULTIEVO-LED

Shopping area emergency lighting application

