

ESCAPE ROUTE SIGN & ESCAPE ROUTE ILLUMINATION PRIMALUX

Exclusive modern unobtrusive design based on high quality aluminum frame which enhances aesthetic and functional aspects of PRIMALUX type series. Combined with the qualities of an innovative LED light source - extra-long service life at constant light output - this escape sign luminaire boasts a special talent for low operating costs. The luminaire proves its application flexibility with its range of installation options.

Exkluzívny moderný nenápadný design vychádzajúci z kvalitného materiálu hliníkového rámu, ktorý ešte viac prehlbuje estetické a funkčné vlastnosti svietidiel typovej rady PRIMALUX. V kombinácii s kvalitami inovatívneho LED svetelného zdroja - extra dlhá životnosť pri konštantnom svetelnom výkone - sa môže toto núdzové svietidlo pochváliť špeciálnym talentom pre nízke prevádzkové a servisné náklady. PRIMALUX dokazuje svoju aplikačnú flexibilitu vďaka širokej typovej rade s rôznymi inštaláčnymi možnosťami.

Light source	LED 5000K
	>500cd/m ² (white luminance)
	>200cd/m ² (average luminance)
Installed load	6.3W/6.8VA (maintained M/1h)
	2.4W/4.2VA (non-maintained NM/1h)
	4.8W/5.4VA (CBS)
Frame cover material	Anodised aluminum
Viewing distance	30m
Application	Escape route lighting
Max luminaire spacing	up to 18,5m > 1lx
Application	Anti-panic lighting
Max room illumination	up to 80m² > 0.5lx

2-in-1 Design

Unique combination of all features: escape route sign and escape route & anti-panic illumination in one



C.PRIMALUX / MULTIPRIMA
(Page No.68)

C.PRIMALUX / MULTIPRIMA escape sign luminaire

- Wall mounting escape sign LED emergency luminaire in accordance with EN1838
- Perfect uniform pictogram illumination
- Viewing distance: 30m/60m
- núdzové svietidlo pre montáž na stenu v súlade s EN1838
- perfektná rovnomernosť osvetlenia piktogramu
- rozoznateľnosť piktogramu: 30m/60m



C.PRIMALUX / MULTIPRIMA-A+2xLED
(Page No.68)

C.PRIMALUX-A+2xLED / MULTIPRIMA-A+2xLED

escape sign & escape route lighting (equipped with 2 bottom HighPower LEDs)

- Wall mounting escape sign LED emergency luminaire in accordance with EN1838
- The additional bottom HighPower LEDs turn this fixture into escape sign and escape route/ anti-panic emergency lighting 2-in-1
- Perfect uniform pictogram illumination
- Maximum luminaire spacing: look up the page No.190-197
- Viewing distance: 30m

- núdzové svietidlo pre montáž na stenu v súlade s EN1838
- verzia s prídavnými spodnými HighPower LED je perfektnou kombináciou svietidla na vyznačenie smeru / osvetlenie únikovej cesty a anti-panic svietidla
- perfektná rovnomernosť osvetlenia piktogramu
- maximálny rozstup svietidiel: pozri str. 190-197
- rozoznateľnosť piktogramu: 30m

2-in-1 Design

2-in-1 Design



C.PRIMALUX / MULTIPRIMA-AP
(Page No.76)



C.PRIMALUX / MULTIPRIMA-APA
(Page No.76)



C.PRIMALUX / MULTIPRIMA-APB
(Page No.76)

C.PRIMALUX-AP/-AV/+2xLED MULTIPRIMA-AP/-AV/+2xLED

escape sign & escape route lighting / anti-panic lighting (equipped with 2 bottom HighPower LEDs)

- Ceiling mounting double sided escape sign LED emergency luminaire in accordance with EN1838
- The additional bottom HighPower LEDs turn this fixture into escape sign and escape route/anti-panic emergency lighting 2in1
- Perfect uniform pictogram illumination
- Maximum luminaire spacing : up to 18,5m >1lx
- Maximum room illumination: up to 80m² >0.5lx
- Viewing distance: 30m

- núdzové svietidlo pre montáž na strop s obojstranným piktogramom v súlade s EN1838
- verzia s prídavnými spodnými HighPower LED je perfektnou kombináciou svietidla na vyznačenie/ osvetlenie smeru únikovej cesty a anti-panic núdzového svietidla
- perfektná rovnomernosť osvetlenia piktogramu
- maximálny rozstup svietidiel: až 18,5m >1lx
- maximálna plocha osvetlenia: až 80m² >0.5lx
- rozoznateľnosť piktogramu: 30m



C.PRIMALUX / MULTIPRIMA-AV
(Page No.82)



C.PRIMALUX / MULTIPRIMA-AVA
(Page No.82)



C.PRIMALUX / MULTIPRIMA-AVB
(Page No.82)

2-in-1 Design

2-in-1 Design

**C.PRIMALUX-AP
MULTIPRIMA-AP**

**escape sign &
escape route lighting &
anti-panic lighting**


(equipped with 2 bottom HighPower LEDs)

All ceiling mounting types can be equipped with optional wire rope suspension set suitable for higher ceiling application.

The wire rope suspension set must be ordered as separate item.


Všetky PRIMALUX-AP LED núdzové svietidlá s montážou na strop môžu byť vybavené lankovým závesným setom pre montáž v priestoroch s vyššou vnútornou výškou stropu.

Závesná sada musí byť objednaná ako samostatná položka, ktorá sa montuje na štandardné svietidlo.




C.PRIMALUX / MULTIPRIMA-AP
+ wire suspension set
(Page No.76)

2-in-1 Design



C.PRIMALUX / MULTIPRIMA-APA
+ wire suspension set
(Page No.76)

2-in-1 Design



C.PRIMALUX / MULTIPRIMA-APB
+ wire suspension set
(Page No.76)

**C.PRIMALUX-AV
MULTIPRIMA-AV**

**escape sign &
escape route lighting &
anti-panic lighting**

(equipped with 2 bottom HighPower LEDs)

All recessed mounting types can be equipped with the optional wire rope suspension set suitable for higher ceiling application.

The wire rope suspension set must be ordered as separate item.

Všetky PRIMALUX-AV LED núdzové svietidlá s montážou do stropu môžu byť vybavené lankovým závesným setom pre montáž v priestoroch s vyššou vnútornou výškou stropu.

Závesná sada musí byť objednaná ako samostatná položka, ktorá sa montuje na štandardné svietidlo.



C.PRIMALUX / MULTIPRIMA-AV
+ wire suspension set
(Page No.82)

2-in-1 Design



C.PRIMALUX / MULTIPRIMA-AVB
+ wire suspension set
(Page No.82)

2-in-1 Design



C.PRIMALUX / MULTIPRIMA-AVB
+ wire suspension set
(Page No.82)



← → 30m/60m

MULTIPRIMA-A / -B

2-in-1 Design



← → 30m

MULTIPRIMA-A+2xLED

Unique combination of all features: escape route sign and escape route & anti-panic illumination in one

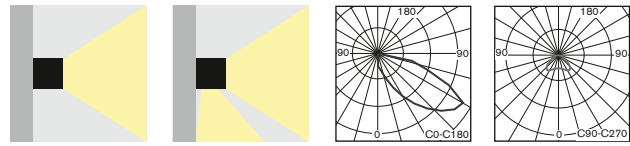


Input Power:

- 6,3W/ 6,8VA (maintained M/1h)
- 2,4W/ 4,2VA (non-maintained NM/1h)
- 4,8W/ 5,4VA (CBS)

Input Power for versions +2xLED:

- 7,7W/ 8,4VA (maintained M/1h)
- 2,4W/ 4,2VA (non-maintained NM/1h)
- 7,2W/ 8,0VA (CBS)



- Exclusive slim design surface mounted fixture for non-maintained/maintained (NM/M) or centralised (C) emergency lighting available in all following versions:
 - **AUTOTEST** (-AT)
 - **DALI**
 - **CENTRALTEST** (-ATXL) for ELMAX LOOK system (look up also page No.22)
 - **Wireless CENTRALTEST** (-ATRF) for ELMAX-ATRF system (page No.24)
 - **CENTRAL BATTERY** (C.PRIMALUX) for **non-addressable CBS**
- Conforming to the requirement of EN60598-2-22, EN1838, EN62034
- Design:
 - Metal sheet base painted in RAL9003 colour
 - Acrylic layered diffuser with legend in anodised AL frame
- Elegantly "štíhle" nůdzové svietidlo pre trvalé/netrvalé (NM/M) alebo (C) centrálné napájané nůdzové osvetlenie dostupné vo verziách pre:
 - **AUTOTEST** (-AT) alebo **DALI**
 - **CENTRALTEST** (-ATXL) pre systém ELMAX LOOK (pozri str.22)
 - **bezdrôtový CENTRALTEST** (-ATRF) pre ELMAX-ATRF systém (str.24)
 - **CENTRAL BATTERY** (C.PRIMALUX) pre **neadresovateľné CBS**
- spĺňa požiadavky európskej normy EN 60598-2-22, EN1838, EN62034
- konštrukcia:
 - základňa z oceleového plechu v bielej farbe RAL9003
 - svetelno-činný kryt z vrstveného plexi v ráme z eloxovaného hliníku

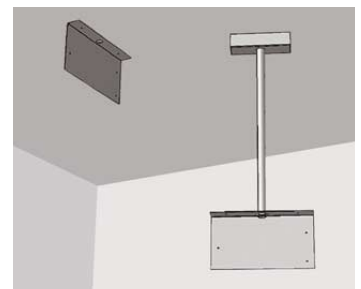
STANDARD FEATURES

ŠTANDARDNÁ VÝBAVA

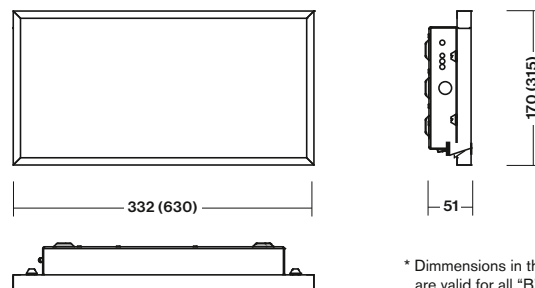
- **High efficient (170lm/W, 5000K) LONGLIFE LEDs (>100.000h)**
- **2pcs of High-Power bottom LEDs** 170lm/W for floor escape route illumination (valid only for all "+2xLED" versions)
- **NEW Advanced Electronics**
- **LONGLIFE NiMh or LiFePo4 battery**
- **Installation Mode** (battery protection, for more details look up page No.28)
- **Intelligent battery charging**
- **DIP Switch** allowing to preset following functions:
 - **ECO Mode** (dimming 10%-100%, for more details look up page No.70)
 - **ENERGY Saving Mode** (picto illumination 2cd/m² or 200cd/m², look page 70)
 - **2 bottom LEDs control** (ON/OFF during operation on mains 230V, page 70)
- Special layered diffuser for perfect smooth pictogram illumination
- Addressable CENTRALTEST communication module (for ATXL versions only)
- LEDs indicating presence of power supply and signaling failures + TEST button
- **vysoko účinné LED (170lm/W, 5000K) so životnosťou min.100000h**
- **2 výkonné LED 170lm/W pre osvetlenie únikovej cesty na podlahe** (len pri "+2xLED" verziách)
- **progresívna elektronická jednotka**
- **LONGLIFE NiMh alebo LiFePo4 batéria**
- **Inštalovaný mód** (ochrana batérie, pozri aj str.28)
- **Inteligentné nabíjanie batérie**
- **DIP prepínač** umožňujúci prednastavenie funkcií:
 - **ECO Mód** (stmievanie 10%-100%, pozri aj str.70)
 - **ENERGY Saving Mód** (osvetlenie pikto na 2cd/m² alebo 200cd/m², pozri str.70)
 - ovládanie **2 spodných LED** (zap/vyp počas normálneho režimu 230V, pozri str.70)
- špeciálne vrstvené plexi pre perfektné rovnomerné osvetlenie piktogramu
- adresovateľný CENTRALTEST komunikačný modul (len pre ATXL verzie)
- signalizácia LED a TEST tlačítko



Accessory: Diffuser in AL Frame+Legend
Príplatkový kryt svietidla v AL ráme+pikto
(look up also page No.72)



Optional Brackets
Príplatkové konzoly
(look up also page No.72)



* Dimmensions in the bracket are valid for all "B" versions
* rozmery v zátvorke platia pre všetky "B" verzie

Page No.18

AUTOTEST -AT NM/M

Type	Version	Duration	Light Source	Light Flux/Emerg.mode	Battery	Order Code	Weight
MULTIPRIMA-A-AT.1h	NM/M	1h	MidPower LEDs	N.A.	LiFePo4 6,4V/1,0Ah	295-B-001-04-00-00	1,6 kg
MULTIPRIMA-A-AT.3h	NM/M	3h	MidPower LEDs	N.A.	LiFePo4 6,4V/2,0Ah	295-B-002-04-00-00	1,7 kg
MULTIPRIMA-A-AT+2xLED.1h	NM/M	1h	MidPwr LED+2x LED	- / 120 lm	LiFePo4 6,4V/1,0Ah	295-B-003-04-00-00	1,7 kg
MULTIPRIMA-A-AT+2xLED.3h	NM/M	3h	MidPwr LED+2x LED	- / 120 lm	LiFePo4 6,4V/2,0Ah	295-B-004-04-00-00	1,8 kg
MULTIPRIMA-B-AT.1h	NM/M	1h	MidPwr LED+2x LED	- / 120 lm	LiFePo4 6,4V/1,0Ah	295-B-005-04-00-00	3,5 kg
MULTIPRIMA-B-AT.3h	NM/M	3h	MidPwr LED+2x LED	- / 120 lm	LiFePo4 6,4V/2,0Ah	295-B-006-04-00-00	3,6 kg

DALI Self-Contained

Type	Version	Duration	Light Source	Light Flux	Battery	Order Code	Weight
MULTIPRIMA-A-DALI.1h	NM/M	1h	MidPower LEDs	N.A.	LiFePo4 6,4V/1,0Ah	295-B-032-04-00-00	1,6 kg
MULTIPRIMA-A-DALI.3h	NM/M	3h	MidPower LEDs	N.A.	LiFePo4 6,4V/2,0Ah	295-B-033-04-00-00	1,6 kg

Page No.22

CENTRALTEST -ATXL ELMAX-LOOK

Type	Version	Duration	Light Source	Light Flux/Emerg.mode	Battery	Order Code	Weight
MULTIPRIMA-A-ATXL.1h	NM/M	1h	MidPower LEDs	N.A.	LiFePo4 6,4V/1,0Ah	295-B-007-04-00-00	1,7 kg
MULTIPRIMA-A-ATXL.3h	NM/M	3h	MidPower LEDs	N.A.	LiFePo4 6,4V/2,0Ah	295-B-008-04-00-00	1,8 kg
MULTIPRIMA-A-ATXL+2xLED.1h	NM/M	1h	MidPwr LED+2x LED	- / 120 lm	LiFePo4 6,4V/1,0Ah	295-B-009-04-00-00	1,8 kg
MULTIPRIMA-A-ATXL+2xLED.3h	NM/M	3h	MidPwr LED+2x LED	- / 120 lm	LiFePo4 6,4V/2,0Ah	295-B-010-04-00-00	1,9 kg
MULTIPRIMA-B-ATXL.1h	NM/M	1h	MidPower LEDs	N.A.	LiFePo4 6,4V/1,0Ah	295-B-011-04-00-00	3,6 kg
MULTIPRIMA-B-ATXL.3h	NM/M	3h	MidPower LEDs	N.A.	LiFePo4 6,4V/2,0Ah	295-B-012-04-00-00	3,6 kg

Page No.24

Wireless CENTRALTEST ELMAX-ATRF

Type	Version	Duration	Light Source	Light Flux	Battery	Order Code	Weight
MULTIPRIMA-A-ATRF.1h	NM/M	1h	MidPower LEDs	N.A.	LiFePo4 6,4V/1,0Ah	295-B-013-04-00-00	1,7 kg
MULTIPRIMA-A-ATRF.3h	NM/M	3h	MidPower LEDs	N.A.	LiFePo4 6,4V/2,0Ah	295-B-014-04-00-00	1,8 kg
MULTIPRIMA-A-ATRF+2xLED.1h	NM/M	1h	MidPwr LED+2x LED	- / 120 lm	LiFePo4 6,4V/1,0Ah	295-B-015-04-00-00	1,8 kg
MULTIPRIMA-A-ATRF+2xLED.3h	NM/M	3h	MidPwr LED+2x LED	- / 120 lm	LiFePo4 6,4V/2,0Ah	295-B-016-04-00-00	1,8 kg
MULTIPRIMA-B-ATRF.1h	NM/M	1h	MidPower LEDs	N.A.	LiFePo4 6,4V/1,0Ah	295-B-017-04-00-00	3,6 kg
MULTIPRIMA-B-ATRF.3h	NM/M	3h	MidPower LEDs	N.A.	LiFePo4 6,4V/2,0Ah	295-B-018-04-00-00	3,6 kg

CENTRAL BATTERY (CBS)

Type	Version	Light Source	Light Flux	Order Code	Weight
C.PRIMALUX-A 230V AC/DC	CBS NON-ADDRESSABLE	MidPower LEDs	N.A.	295-B-019-00-00-00	1,3 kg
C.PRIMALUX-A 24V AC/DC	CBS NON-ADDRESSABLE	MidPower LEDs	N.A.	295-B-020-00-00-00	1,3 kg
C.PRIMALUX-A+2xLED 230V AC/DC	CBS NON-ADDRESSABLE	MidPower LEDs+2x LEDs	120 lm	295-B-021-00-00-00	1,4 kg
C.PRIMALUX-A+2xLED 24V AC/DC	CBS NON-ADDRESSABLE	MidPower LEDs+2x LEDs	120 lm	295-B-022-00-00-00	1,4 kg
C.PRIMALUX-B 230V AC/DC	CBS NON-ADDRESSABLE	MidPower LEDs	N.A.	295-B-023-00-00-00	3,1 kg
C.PRIMALUX-B 24V AC/DC	CBS NON-ADDRESSABLE	MidPower LEDs	N.A.	295-B-024-00-00-00	3,1 kg

DALI CENTRAL BATTERY (CBS)

Type	Version	Light Source	Light Flux	Order Code	Weight
C.PRIMALUX-A-DALI 230V AC	DALI CBS	MidPower LEDs	N.A.	295-B-034-00-00-00	1,3 kg

Look up pages No. 190-197 for 1lx Spacing tables
Pozri str.190-197 pre rozmiestnenie svietidiel na dosiahnutie 1lx

All LED parameters are describing the light source lm output. For the lighting calculation please use LDT file available on www.sec.sk
LED parametre sú platné pre LED svetelné zdroje samotné. Pre svetelno-technický výpočet použite LDT súbor na www.sec.sk

PRIMALUX



ENERGY SAVING
ECO MODE
SET UP



2/200
cd/m²

NO
AT

DIP SWITCH FEATURES No.1-4 / DIP PREPÍNAČ č.1-4 - FUNKCIE

SELF-CONTAINED BATTERY VERSIONS

NORMAL MODE
230V MAINS

EMERGENCY
BATTERY MODE



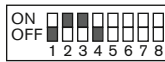
DEFFAULT SETT./ PREDNASTAVENÉ
Full Power for ESCAPE SIGN Applicaton
BRIGHTNESS > 200cd/m²



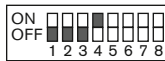
ECO MODE 50% (in 230V mode)
EMERGENCY MODE LEGEND
BRIGHTNESS > 200cd/m²



ECO MODE 25% (in 230V mode)
EMERGENCY MODE LEGEND
BRIGHTNESS > 200cd/m²



ECO MODE 10% (in 230V mode)
EMERGENCY MODE LEGEND
BRIGHTNESS > 200cd/m²



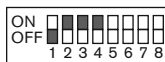
ENERGY SAVING (in emerg.mode)
LEGEND BRIGHTNESS > 2cd/m²
JAS PIKTOGRAMU > 2cd/m²



ENERGY SAVING (in emerg.mode)
ECO MODE 50% (in 230V mode)
LEGEND BRIGHTNESS > 2cd/m²



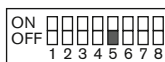
ENERGY SAVING (in emerg.mode)
ECO MODE 25% (in 230V mode)
LEGEND BRIGHTNESS > 2cd/m²



ENERGY SAVING (in emerg.mode)
ECO MODE 10% (in 230V mode)
LEGEND BRIGHTNESS > 2cd/m²



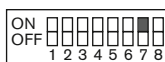
INSTALLATION
MODE
SET UP



DEFFAULT / PREDNASTAVENÉ
OFF - ACTIVATED
ON - DEACTIVATED



NON-MAINTAINED /
MAINTAINED
MODE
SET UP



DEFFAULT / PREDNASTAVENÉ
ON - MAINTAINED
OFF - NON-MAINTAINED



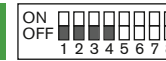
NO-AUTOTEST
MODE
SET UP



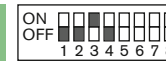
DEFFAULT / PREDNASTAVENÉ
OFF - AUTOTEST ACTIVE
ON - NO-AUTOTEST

CBS CENTRAL BATTERY VERSIONS

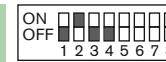
CBS CENTRAL
BATTERY



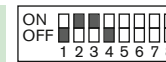
FULL POWER
LEGEND BRIGHTNESS > 200cd/m²
JAS PIKTOGRAMU > 200cd/m²



ECO MODE 50%



ECO MODE 25%



ECO MODE 10%
LEGEND BRIGHTNESS > 2cd/m²
JAS PIKTOGRAMU > 2cd/m²



ONLY FOR CBS VERSIONS
ON - NEGATIVE
OFF - POSITIVE

TO SEE THE CHANGE EITHER PUSH THE TEST BUTTON OR DISCONNECT THE FIXTURE FROM BOTH THE MAINS 230V AND BATTERY

Po prestavení stlačte TEST alebo odpojte batériu a pripojenie na sieť na aktiváciu zmeny

Premium Line

DIP SWITCH FUNCTIONALITY

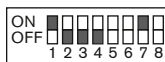
C.PRIMALUX+2xLED / MULTIPRIMA+2xLED

DIP SWITCH FEATURES No.1-4 / DIP PREPÍNAČ č.1-4 - FUNKCIE

SELF-CONTAINED BATTERY VERSIONS (not valid for DALI versions)

NORMAL MODE
230V MAINS

EMERGENCY
BATTERY MODE



NO LEGEND / BEZ PIKTOGRAMU
ESCAPE ROUTE ILLUMINATION



DEFFAULT SETT./ PREDNASTAVENÉ
Full Power for ESCAPE SIGN Applicaton
BRIGHTNESS > 200cd/m²



ECO MODE 50% (in 230V mode)
EMERGENCY MODE LEGEND
BRIGHTNESS > 200cd/m²



ECO MODE 25% (in 230V mode)
EMERGENCY MODE LEGEND
BRIGHTNESS > 200cd/m²



ECO MODE 10% (in 230V mode)
EMERGENCY MODE LEGEND
BRIGHTNESS > 200cd/m²



ENERGY SAVING (in emerg.mode)
LEGEND BRIGHTNESS > 2cd/m²
JAS PIKTOGRAMU > 2cd/m²



ENERGY SAVING (in emerg.mode)
ECO MODE 50% (in 230V mode)
LEGEND BRIGHTNESS > 2cd/m²



ENERGY SAVING (in emerg.mode)
ECO MODE 25% (in 230V mode)
LEGEND BRIGHTNESS > 2cd/m²



ENERGY SAVING (in emerg.mode)
ECO MODE 10% (in 230V mode)
LEGEND BRIGHTNESS > 2cd/m²



INSTALLATION
MODE
SET UP



DEFFAULT / PREDNASTAVENÉ
OFF - ACTIVATED
ON - DEACTIVATED



NON-MAINTAINED /
MAINTAINED
MODE
SET UP



DEFFAULT / PREDNASTAVENÉ
ON - MAINTAINED
OFF - NON-MAINTAINED



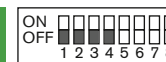
NO-AUTOTEST
MODE
SET UP



DEFFAULT / PREDNASTAVENÉ
OFF - AUTOTEST ACTIVE
ON - NO-AUTOTEST

CBS CENTRAL BATTERY VERSIONS (not valid for DALI versions)

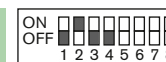
CBS CENTRAL
BATTERY



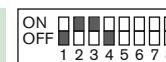
FULL POWER
LEGEND BRIGHTNESS > 200cd/m²
JAS PIKTOGRAMU > 200cd/m²



ECO MODE 50%



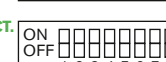
ECO MODE 25%



ECO MODE 10%
LEGEND BRIGHTNESS > 2cd/m²
JAS PIKTOGRAMU > 2cd/m²



ONLY FOR CBS VERSIONS
ON - +2 BOTTOM LEDs CONTROL
OFF - DIMMING



ONLY FOR CBS VERSIONS
ON - NEGATIVE
OFF - POSITIVE

TO SEE THE CHANGE EITHER PUSH THE TEST BUTTON OR DISCONNECT THE FIXTURE FROM BOTH THE MAINS 230V AND BATTERY


Po prestavení stlačte TEST alebo odpojte batériu a pripojenie na sieť na aktiváciu zmeny

2-in-1 Design

Unique combination of all features: escape route sign and escape route & anti-panic illumination in one




ESCAPE ROUTE SIGN & ESCAPE ROUTE ILLUMINATION
PRIMALUX-A+2xLED



- Diffuser in AL frame including legend in accordance with ISO7010
- **It is not included in standard package. It must be ordered as separate item !**
- Viewing Distance 30m: (for all "A" size versions), 60m (for all "B" size versions)
- Legend luminance >500cd/m² (white)

- kryt svetidla v AL ráme s piktogramom v súlade s ISO7010
- **nie je súčasťou štandard.balenia svetidla, objednajte ako samostatnú položku !**
- rozoznatelnosť piktogramu: 30m (pre veľkosť A), 60m (pre veľkosť B)
- jas piktogramu >500cd/m² (biela)



All "A" Size versions / pre všetky verzie veľkosť "A"	Order Code / objednávací kód
Diffuser with legend "H" / kryt s pikto typ "H"	295-B-000-01-00-00
Diffuser with legend "I" / kryt s pikto typ "I"	295-B-000-02-00-00
Diffuser with legend "J" / kryt s pikto typ "J"	295-B-000-03-00-00
Diffuser with legend "K" / kryt s pikto typ "K"	295-B-000-04-00-00
Diffuser with legend "L" / kryt s pikto typ "L"	295-B-000-05-00-00
Diffuser with legend "M" / kryt s pikto typ "M"	295-B-000-06-00-00
Diffuser with legend "N" / kryt s pikto typ "N"	295-B-000-07-00-00
Diffuser with legend "O" / kryt s pikto typ "O"	295-B-000-08-00-00
Diffuser with legend "Z1" / kryt s pikto typ "Z1"	295-B-000-44-00-00
Diffuser with legend "Z2" / kryt s pikto typ "Z2"	295-B-000-45-00-00

All "B" Size versions / pre všetky verzie veľkosť "B"	Order Code / objednávací kód
Diffuser with legend "H" / kryt s pikto typ "H"	295-B-000-10-00-00
Diffuser with legend "I" / kryt s pikto typ "I"	295-B-000-11-00-00
Diffuser with legend "J" / kryt s pikto typ "J"	295-B-000-12-00-00
Diffuser with legend "K" / kryt s pikto typ "K"	295-B-000-13-00-00
Diffuser with legend "L" / kryt s pikto typ "L"	295-B-000-14-00-00
Diffuser with legend "M" / kryt s pikto typ "M"	295-B-000-15-00-00
Diffuser with legend "N" / kryt s pikto typ "N"	295-B-000-16-00-00
Diffuser with legend "O" / kryt s pikto typ "O"	295-B-000-20-00-00

Additional Bottom HighPower LEDs (valid only for all "+2xLED" versions")

- for escape route illumination on the floor
- for 1lx Spacing Tables Look up Page No.190-197

Prídavné 2x HighPower LED na spodnej strane svetidla (len pre verzie "+2xLED")

- pre nasvietenie únikovej cesty na podlahe
- tabuľky rozmiestnenia svetidiel pre 1lx hladinu osvetlenia pozri str.190-197

Options: / Příplatky:

- Wall / Ceiling / Pendant mounting bracket
- Protective Steel Cage

- nástenná / stropná / závesná konzola
- ochranný kôš

Optional Item / Příplatek	Order Code / objednávací kód
Wall mounting bracket "A" / nástenná konzola "A"	295-B-200-01
Wall mounting bracket "B" / nástenná konzola "B"	295-B-200-02
Ceiling mounting bracket "A" / stropná konzola "A"	295-B-201-01
Ceiling mounting bracket "B" / stropná konz. "B"	295-B-201-02
Pendant bracket 0,5m "A" / záves. konz. 0,5m "A"	295-B-202-01
Pendant bracket 0,5m "B" / záves. konz. 0,5m "B"	295-B-202-02
Pendant bracket 1,0m "A" / záves. konz. 1,0m "A"	295-B-203-01
Pendant bracket 1,0m "B" / záves. konz. 1,0m "B"	295-B-203-02
Pendant bracket 1,5m "A" / záves. konz. 1,5m "A"	295-B-204-01
Pendant bracket 1,5m "B" / záves. konz. 1,5m "B"	295-B-204-02
Protective stell cage "A" / ochranný kôš "A"	295-B-205-01
Protective stell cage "B" / ochranný kôš "B"	295-B-205-02

Light source	LED 5000K >500cd/m ² (white luminance) >200cd/m ² (average luminance)
Installed load	6.3W/6.8VA (maintained M/1h) 2.4W/4.2VA (non-maintained NM/1h) 4.8W/5.4VA (CBS)
Frame cover material	Anodised aluminum
Viewing distance	30m
Application	Escape route lighting
Max luminaire spacing	up to 18,5m > 1lx
Application	Anti-panic lighting
Max room illumination	up to 80m² > 0.5lx



RECESSED CEILING MOUNTING PRIMALUX-AV

Input Power:

- 6,3W/ 6,8VA (maintained M/1h)
- 2,4W/ 4,2VA (non-maintained NM/1h)
- 4,8W/ 5,4VA (CBS)

Input Power for versions +2xLED:

- 7,7W/ 8,4VA (maintained M/1h)
- 2,4W/ 4,2VA (non-maintained NM/1h)
- 7,2W/ 8,0VA (CBS)





ESCAPE ROUTE SIGN & ESCAPE ROUTE ILLUMINATION PRIMALUX-AP



← → 30m

MULTIPRIMA-AP

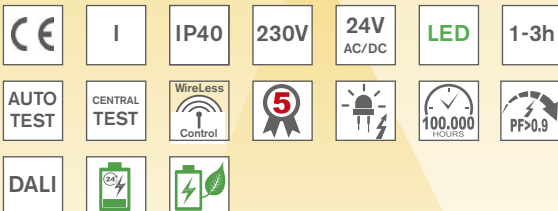
2-in-1 Design



← → 30m

MULTIPRIMA-APB+2xLED

Unique combination of all features: escape route sign and escape route & anti-panic illumination in one

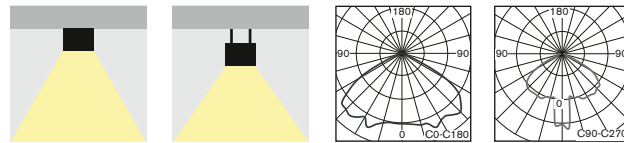


Input Power:

- 6,3W/ 8,8VA (maintained M/1h)
- 2,4W/ 4,2VA (non-maintained NM/1h)
- 4,8W/ 5,4VA (CBS)

Input Power for versions +2xLED:

- 7,7W/ 8,4VA (maintained M/1h)
- 2,4W/ 4,2VA (non-maintained NM/1h)
- 7,2W/ 8,0VA (CBS)



- Exclusive slim design doublesided ceiling mounted fixture for non-maintained/ maintained (NM/M) or centralised (C) emergency lighting available in all following versions:

- **AUTOTEST** (-AT)
- **DALI**
- **CENTRALTEST** (-ATXL) for ELMAX LOOK system (look up also page No.22)
- **Wireless CENTRALTEST** (-ATRF) for ELMAX-ATRF system (page No.24)
- **CENTRAL BATTERY** (C.PRIMALUX) for **non-addressable CBS**

- Conforming to the requirement of EN60598-2-22, EN1838, EN62034

Design:

- Anodised AL profile base
- Acrylic layered diffuser with legend in anodised AL frame
- Elegatné "štíhle" obojstranné stropné núdzové svietidlo pre netrvalé/trvalé (NM/M) alebo (C) centrálné napájané núdzové osvetlenie dostupné vo verziiach:

- **AUTOTEST** (-AT)
- **DALI**
- **CENTRALTEST** (-ATXL) pre systém ELMAX LOOK (pozri str.22)
- **bezdrôtový CENTRALTEST** (-ATRF) pre ELMAX-ATRF systém (str.24)
- **CENTRAL BATTERY** (C.PRIMALUX) pre **neadresovateľné CBS**
- spĺňa požiadavky európskej normy EN 60598-2-22, EN1838, EN62034

konštrukcia:

- základňa z eloxovaného hliníkového profilu
- svetelno-činný kryt z vrstveného plexi v ráme z eloxovaného hliníku

STANDARD FEATURES

STANDARDNÁ VÝBAVA

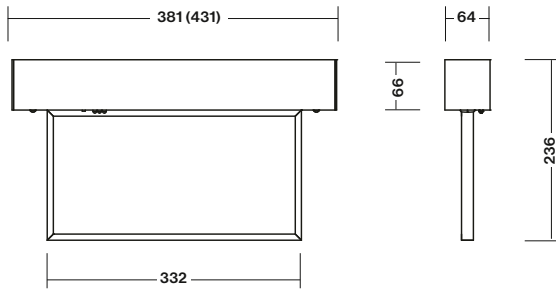
- **High efficient (170lm/W, 5000K) LONGLIFE LEDs (>100.000h)**
- **2pcs of High-Power bottom LEDs 170lm/W** for floor escape route illumination (valid only for all "+2xLED" versions)
- **NEW Advanced Electronics**
- **LONGLIFE LiFePo4 battery**
- **Installation Mode** (battery protection, for more details look up page No.28)
- **Intelligent battery charging**
- **DIP Switch** allowing to preset following functions:
 - **ECO Mode** (dimming 10%-100%, for more details look up page No.70)
 - **ENERGY Saving Mode** (picto illumination 2cd/m² or 200cd/m², look up page 70)
 - **2 bottom LEDs control** (ON/OFF during operation on mains 230V, page No.70)
- Special layered diffuser for perfect smooth pictogram illumination
- Addressable CENTRALTEST communication module (for ATXL and ATRF versions only)
- LEDs indicating presence of power supply and signaling failures & TEST button
- **vysoko účinné LED (170lm/W, 5000K) so životnosťou min.100000h**
- **2 výkonné LED 170lm/W** pre osvetlenie únikovej cesty na podlahe (len pri všetkých "+2xLED" verziách)
- **progressívna elektronická jednotka**
- **LONGLIFE LiFePo4 batéria**
- **Inštaláčny mód** (ochrana batérie, pozri aj str.28)
- **Inteligentné nabíjanie batérie**
- **DIP prepínač** umožňujúci prednastavenie funkcií:
 - **ECO Mód** (stmievanie 10%-100%, pozri aj str.70)
 - **ENERGY Saving Mód** (osvetlenie pikto na 2cd/m² alebo 200cd/m², pozri str.70)
 - ovládanie **2 spodných LED** (zap/vyp počas normálneho režimu 230V, pozri str.70)
 - špeciálne vrstvené plexi pre perfektné rovnomerné osvetlenie piktoqramu
 - adresovateľný CENTRALTEST komunikačný modul (len pre ATXL a ATRF verzie)
 - signalizácia LED a TEST tlačítko



Optional end cap with cable entry holes
Príplatkové bočné čelíčko s prechodkami
(look up also page No.78)



Accessory: Diffuser in AL Frame+Legend
Príplatkový kryt svietidla v AL ráme+pikto
(look up also page No.78)



* Dimensions in the bracket are valid for all "APA, APB" versions
* rozmery v zátvorke platia pre všetky "APA, APB" verzie

2-in-1 Design

Unique combination of all features: escape route sign and escape route & anti-panic illumination in one

Escape route illumination by 2 additional HighPower LEDs

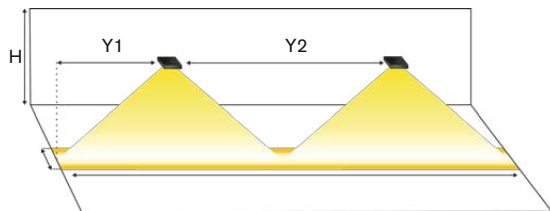
- version APA for corridor application Escape Route illumination
- version APB for open area application Anti Panic Lighting

Anti-panic osvetlenie prídavnými 2xHighPower LED

- verzia APA pre aplikáciu pre koridor / Escape Route
- verzia APB pre aplikáciu v otvorenom priestore "anti-panic"

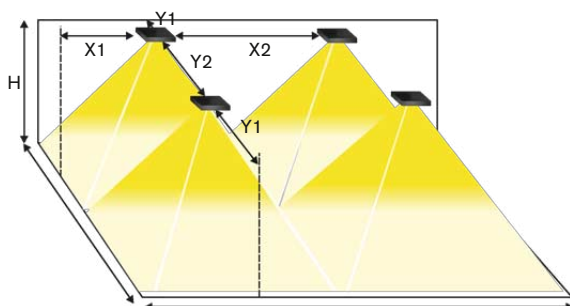
1LX SPACING TABLE / ROZMIESTNENIE PRE 1LX

H (m)	Y1 (m)	Y2 (m)
2,75	6,0	13,0
3,00	6,5	14,0
3,50	7,0	15,5
4,00	6,5	17,0
4,50	5,0	18,5

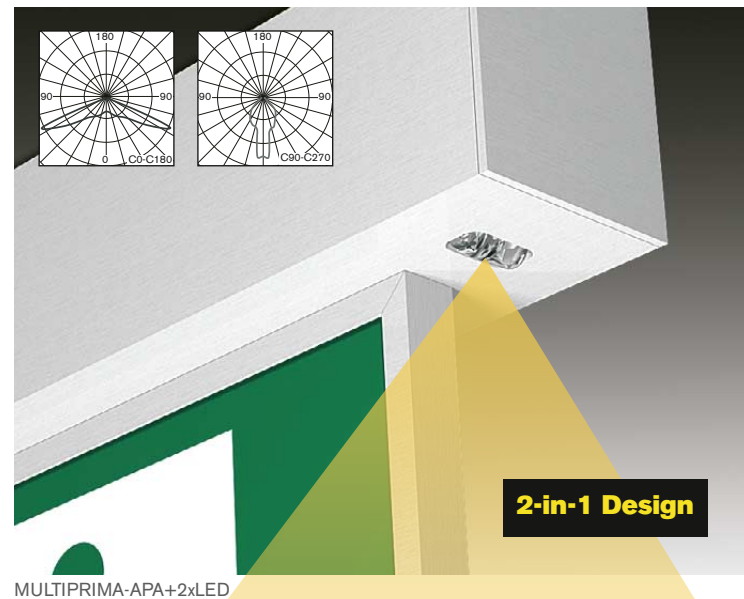


1LX SPACING TABLE / ROZMIESTNENIE PRE 1LX

H (m)	X1 (m)	X2 (m)	Y1 (m)	Y2 (m)
2,75	3,5	8,5	3,5	8,5
3,00	3,6	8,9	3,6	8,9
3,50	3,7	9,5	3,7	9,5
4,00	3,6	9,8	3,6	9,8
4,50	3,2	10,0	3,2	10,0



- Optional Wire rope suspension set (for the Item No. look up page No.78)
- Príplatkový lankový závesný set (pre obj.kód pozri str. 78)



2-in-1 Design

MULTIPRIMA-APA+2xLED



2-in-1 Design


MULTIPRIMA-APB+2xLED



- Diffuser in AL frame including legend in accordance with ISO7010
- **It is not included in standard package. It must be ordered as separate item !**
- Viewing Distance 30m
- Legend luminance: >500cd/m² (white)
- kryt svetidla v AL ráme s piktogramom v súlade s ISO7010
- **nie je súčasťou štandardného balenia svetidla, musí byť objednané ako samostatná položka !**
- rozoznatelnosť piktogramu 30m
- jas piktogramu: >500cd/m² (biela)



Item / Položka	Order Code / Objednávaci kód
Single sided diffuser with legend "H" Jednostranný kryt s pikto typ "H"	295-B-000-020-00-00
Single sided diffuser with legend "I" Jednostranný kryt s pikto typ "I"	295-B-000-021-00-00
Single sided diffuser with legend "J" Jednostranný kryt s pikto typ "J"	295-B-000-022-00-00
Single sided diffuser with legend "O" Jednostranný kryt s pikto typ "O"	295-B-000-023-00-00
Single sided diffuser with legend "K" Jednostranný kryt s pikto typ "K"	295-B-000-024-00-00
Single sided diffuser with legend "L" Jednostranný kryt s pikto typ "L"	295-B-000-025-00-00
Single sided diffuser with legend "M" Jednostranný kryt s pikto typ "M"	295-B-000-026-00-00
Single sided diffuser with legend "N" Jednostranný kryt s pikto typ "N"	295-B-000-027-00-00
Double sided diffuser with legend "H/J" Obojstranný kryt s pikto typ "H/J"	295-B-000-028-00-00
Double sided diffuser with legend "I" Obojstranný kryt s pikto typ "I"	295-B-000-029-00-00
Double sided diffuser with legend "O" Obojstranný kryt s pikto typ "O"	295-B-000-030-00-00
Double sided diffuser with legend "K/M" Obojstranný kryt s pikto typ "K/M"	295-B-000-031-00-00
Double sided diffuser with legend "L/N" Obojstranný kryt s pikto typ "L/N"	295-B-000-032-00-00



Options: / Pripłaty:

- Wire rope suspension set including all:
 - 2pcs of tool-free adjustable wire holders located on the fixture body for rapid mounting and adjustment of suspension length
 - 2pcs of suspension steel wire ropes 0.8m long
 - 1pc of ceiling power outlets + 1.5m long cord
- End cap with cable entry holes
- Závesný lankový set obsahuje:
 - 2ks nastaviteľných závesov pre nastavenie požadovanej dĺžky závesu
 - 2ks závesných laniek dĺžky 0,8m
 - 1ks sieťovej prípojnej krabičky na strop + číry prívodný elektrický kábel 1,5m dlhý
- Bočné čelíčko s prechodkami pre kabelaž zo strany

Optional Item / Pripłaty	Order Code / objednávaci kód
Wire rope suspension kit 1.5 m long Závesná lanková sada dĺžky 1,5 m	295-B-206-001-00-00
End cap with cable entry holes Bočné čelíčko s prechodkami pre kabelaž z boku	295-B-207-001-00-00

Page No.18

AUTOTEST -AT NM/M

Type	Version	Duration	Light Source	Light Flux/Emerg.mode	Battery	Order Code	Weight
MULTIPRIMA-AP-AT.1h	NM/M	1h	MidPower LEDs	N.A.	LiFePo4 6,4V/1,0Ah	295-B-300-04-00-00	1,6 kg
MULTIPRIMA-AP-AT.3h	NM/M	3h	MidPower LEDs	N.A.	LiFePo4 6,4V/2,0Ah	295-B-301-04-00-00	1,7 kg
MULTIPRIMA-APA-AT+2xLED.1h	NM/M	1h	MidP LEDs+2x LEDs	- / 160 lm	LiFePo4 6,4V/1,0Ah	295-B-302-04-00-00	1,7 kg
MULTIPRIMA-APA-AT+2xLED.3h	NM/M	3h	MidP LEDs+2x LEDs	- / 160 lm	LiFePo4 6,4V/2,0Ah	295-B-303-04-00-00	1,7 kg
MULTIPRIMA-APB-AT+2xLED.1h	NM/M	1h	MidP LEDs+2x LEDs	- / 160 lm	LiFePo4 6,4V/1,0Ah	295-B-304-04-00-00	1,7 kg
MULTIPRIMA-APB-AT+2xLED.3h	NM/M	3h	MidP LEDs+2x LEDs	- / 160 lm	LiFePo4 6,4V/2,0Ah	295-B-305-04-00-00	1,7 kg

DALI Self-Contained

Type	Version	Duration	Light Source	Light Flux	Battery	Order Code	Weight
MULTIPRIMA-AP-DALI.1h	NM/M	1h	MidPower LEDs	N.A.	LiFePo4 6,4V/1,0Ah	295-B-327-04-00-00	1,6 kg
MULTIPRIMA-AP-DALI.3h	NM/M	3h	MidPower LEDs	N.A.	LiFePo4 6,4V/2,0Ah	295-B-328-04-00-00	1,6 kg

Page No.22

CENTRALTEST -ATXL ELMAX-LOOK

Type	Version	Duration	Light Source	Light Flux/Emerg.mode	Battery	Order Code	Weight
MULTIPRIMA-AP-ATXL.1h	NM/M	1h	18xMidPower LEDs	N.A.	LiFePo4 6,4V/1,0Ah	295-B-306-04-00-00	1,6 kg
MULTIPRIMA-AP-ATXL.3h	NM/M	3h	18xMidPower LEDs	N.A.	LiFePo4 6,4V/2,0Ah	295-B-307-04-00-00	1,7 kg
MULTIPRIMA-APA-ATXL+2xLED.1h	NM/M	1h	MidP LEDs+2x LEDs	- / 160 lm	LiFePo4 6,4V/1,0Ah	295-B-308-04-00-00	1,7 kg
MULTIPRIMA-APA-ATXL+2xLED.3h	NM/M	3h	MidP LEDs+2x LEDs	- / 160 lm	LiFePo4 6,4V/2,0Ah	295-B-309-04-00-00	1,8 kg
MULTIPRIMA-APB-ATXL+2xLED.1h	NM/M	1h	MidP LEDs+2x LEDs	- / 160 lm	LiFePo4 6,4V/1,0Ah	295-B-310-04-00-00	1,7 kg
MULTIPRIMA-APB-ATXL+2xLED.3h	NM/M	3h	MidP LEDs+2x LEDs	- / 160 lm	LiFePo4 6,4V/2,0Ah	295-B-311-04-00-00	1,8 kg

Page No.24

Wireless CENTRALTEST ELMAX-ATRF

Type	Version	Duration	Light Source	Light Flux	Battery	Order Code	Weight
MULTIPRIMA-AP-ATRF.1h	NM/M	1h	MidPower LEDs	N.A.	LiFePo4 6,4V/1,0Ah	295-B-312-04-00-00	1,6 kg
MULTIPRIMA-AP-ATRF.3h	NM/M	3h	MidPower LEDs	N.A.	LiFePo4 6,4V/2,0Ah	295-B-313-04-00-00	1,7 kg
MULTIPRIMA-APA-ATRF+2xLED.1h	NM/M	1h	MidP LEDs+2x LEDs	- / 160 lm	LiFePo4 6,4V/1,0Ah	295-B-314-04-00-00	1,7 kg
MULTIPRIMA-APA-ATRF+2xLED.3h	NM/M	3h	MidP LEDs+2x LEDs	- / 160 lm	LiFePo4 6,4V/2,0Ah	295-B-315-04-00-00	1,8 kg
MULTIPRIMA-APB-ATRF+2xLED.1h	NM/M	1h	MidP LEDs+2x LEDs	- / 160 lm	LiFePo4 6,4V/1,0Ah	295-B-316-04-00-00	1,7 kg
MULTIPRIMA-APB-ATRF+2xLED.3h	NM/M	3h	MidP LEDs+2x LEDs	- / 160 lm	LiFePo4 6,4V/2,0Ah	295-B-317-04-00-00	1,8 kg

CENTRAL BATTERY (CBS)

Type	Version	Light Source	Light Flux	Order Code	Weight
C.PRIMALUX-AP 230V AC/DC	CBS NON-ADDRESSABLE	18xMidPower LEDs	N.A.	295-B-318-00-00-00	1,3 kg
C.PRIMALUX-AP 24V AC/DC	CBS NON-ADDRESSABLE	18xMidPower LEDs	N.A.	295-B-319-00-00-00	1,3 kg
C.PRIMALUX-APA+2xLED 230V AC/DC	CBS NON-ADDRESSABLE	MidPower LEDs+2x LEDs	160 lm	295-B-320-00-00-00	1,4 kg
C.PRIMALUX-APA+2xLED 24V AC/DC	CBS NON-ADDRESSABLE	MidPower LEDs+2x LEDs	160 lm	295-B-321-00-00-00	1,4 kg
C.PRIMALUX-APB+2xLED 230V AC/DC	CBS NON-ADDRESSABLE	MidPower LEDs+2x LEDs	160 lm	295-B-322-00-00-00	1,4 kg
C.PRIMALUX-APB+2xLED 24V AC/DC	CBS NON-ADDRESSABLE	MidPower LEDs+2x LEDs	160 lm	295-B-323-00-00-00	1,4 kg

DALI CENTRAL BATTERY (CBS)

Type	Version	Light Source	Light Flux	Order Code	Weight
C.PRIMALUX-AP-DALI 230V AC	DALI CBS	MidPower LEDs	N.A.	295-B-329-00-00-00	1,3 kg

 Look up pages No. 190-197 for 1lx Spacing tables
 Pozri str.190-197 pre rozmiestnenie svietidiel na dosiahnutie 1lx

 All LED parameters are describing the light source lm output. For the lighting calculation please use LDT file available on www.sec.sk
 LED parametre sú platné pre LED svetelné zdroje samotné. Pre svetelno-technický výpočet použite LDT súbor na www.sec.sk

2-in-1 Design

Unique combination of all features: escape route sign and escape route & anti-panic illumination in one



Light source	LED 5000K >500cd/m ² (white luminance) >200cd/m ² (average luminance)
Installed load	7.7W/8.4VA (maintained M) 2.4W/4.2VA (non-maintained NM) 7.2W/8.0VA (CBS)
Frame cover material	Anodised aluminum
Viewing distance	30m
Application	Escape route lighting
Max luminaire spacing	up to 18,5m > 1lx
Application	Anti-panic lighting
Max room illumination	up to 80m² > 0.5lx

SEC[®]
Lighting

2-in-1 Design

Unique combination of all features: escape route sign and escape route & anti-panic illumination in one



ESCAPE ROUTE SIGN & ESCAPE ROUTE ILLUMINATION PRIMALUX-AV



← → 30m

MULTIPRIMA-AV

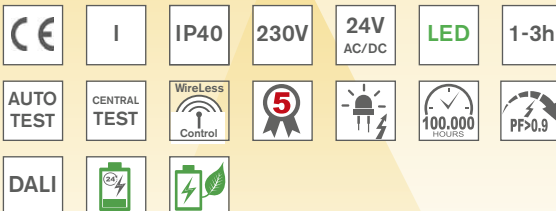
2-in-1 Design



← → 30m

MULTIPRIMA-AVB+2xLED

Unique combination of all features: escape route sign and escape route & anti-panic illumination in one

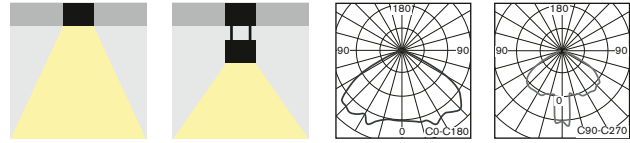


Input Power:

- 6,3W/ 8,8VA (maintained M/1h)
- 2,4W/ 4,2VA (non-maintained NM/1h)
- 4,8W/ 5,4VA (CBS)

Input Power for versions +2xLED:

- 7,7W/ 8,4VA (maintained M/1h)
- 2,4W/ 4,2VA (non-maintained NM/1h)
- 7,2W/ 8,0VA (CBS)



- Exclusive slim design doublesided recessed mounted fixture for non-maintained/ maintained (NM/M) or centralised (C) emergency lighting available in all following versions:

- **AUTOTEST** (-AT)
- **DALI**
- **CENTRALTEST** (-ATXL) for ELMAX LOOK system (look up also page No.22)
- **Wireless CENTRALTEST** (-ATRF) for ELMAX-ATRF system (page No.24)
- **CENTRAL BATTERY** (C.PRIMALUX) for **non-addressable CBS**
- Conforming to the requirement of EN60598-2-22, EN1838, EN62034
- Design:
 - Anodised AL profile base
 - Acrylic layered diffuser with legend in anodised AL frame

- Elegánnté "štíhle" obojstranné stropné zapustené núdzové svietidlo pre netrvalé/trvalé (NM/M) alebo (C) centrálné napájané núdzové osvetlenie dostupné vo verziách:

- **AUTOTEST** (-AT)
- **DALI**
- **CENTRALTEST** (-ATXL) pre systém ELMAX LOOK (pozri str.22)
- **bezdrôtový CENTRALTEST** (-ATRF) pre ELMAX-ATRF systém (str.24)
- **CENTRAL BATTERY** (C.PRIMALUX) pre **neadresovateľné CBS**
- spĺňa požiadavky európskej normy EN 60598-2-22, EN1838, EN62034
- konštrukcia:
 - základňa z eloxovaného hliníkového profilu
 - svetelno-činný kryt z vrstveného plexi v ráme z eloxovaného hliníku

STANDARD FEATURES

STANDARDNÁ VÝBAVA

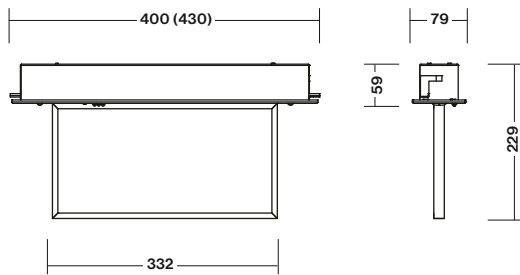
- **High efficient (170lm/W, 5000K) LONGLIFE LEDs (>100.000h)**
- **2pcs of High-Power bottom LEDs** 170lm/W for floor escape route illumination (valid only for all "+2xLED" versions)
- **NEW Advanced Electronics**
- **LONGLIFE LiFePo4 battery**
- **Installation Mode** (battery protection, for more details look up page No.28)
- **Intelligent battery charging**
- **DIP Switch** allowing to preset following functions:
 - **ECO Mode** (dimming 10%-100%, for more details look up page No.70)
 - **ENERGY Saving Mode** (picto illumination 2cd/m² or 200cd/m², look up pages 70)
 - **2 bottom LEDs control** (ON/OFF during operation on mains 230V, pages 70)
- Special layered diffuser for perfect smooth pictogram illumination
- Addressable CENTRALTEST communication module (for ATXL AND ATRF versions only)
- LEDs indicating presence of power supply and signaling failures & TEST button
- **vysoko účinné LED (170lm/W, 5000K) so životnosťou min.100000h**
- **2 výkonné LED 170lm/W pre osvetlenie únikovej cesty na podlahe** (len pri všetkých "+2xLED" verziách)
- **progressívna elektronická jednotka**
- **LONGLIFE LiFePo4 batéria**
- **Inštaláčny mód** (ochrana batérie, pozri aj str.28)
- **Inteligentné nabíjanie batérie**
- **DIP prepínač** umožňujúci prednastavenie funkcií:
 - **ECO Mód** (stmievanie 10%-100%, pozri aj str.70)
 - **ENERGY Saving Mód** (osvetlenie pikto na 2cd/m² alebo 200cd/m², pozri str.70)
 - ovládanie **2 spodných LED** (zap/vyp počas normálneho režimu 230V, pozri str.70)
 - špeciálne vrstvené plexi pre perfektné rovnomerné osvetlenie piktoqramu
 - adresovateľný CENTRALTEST komunikačný modul (len pre ATXL a ATRF verzie)
 - signalizácia LED a TEST tlačítko



Optional Wire Rope Suspension
Príplatkový lankový záves 1,5m
(look up also page No.84)



Accessory: Diffuser in AL Frame & Legend
Príplatkový kryt svietidla v AL ráme+pikto
(look up also page No.84)



* Dimensions in the bracket are valid for all "AVA, AVB" versions
* rozmery v zátvorke platia pre všetky "AVA, AVB" verzie



Recessed mounting hole size for all -AVA/-AVB versions: **400x60 mm**
Rozmer montážneho otvoru pre verzie -AVA/-AVB: **400x60 mm**

Recessed mounting hole size for all -AVA/-AVB +2xLED versions: **430x60 mm**
Rozmer montážneho otvoru pre verzie -AVA/-AVB +2xLED: **430x60 mm**

2-in-1 Design

Unique combination of all features: escape route sign and escape route & anti-panic illumination in one

Escape route illumination by 2 additional HighPower LEDs

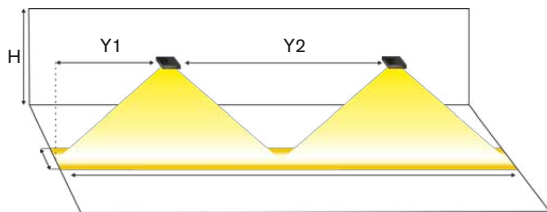
- version APA for corridor application Escape Route illumination
- version APB for open area application Anti Panic Lighting

Anti-panic osvetlenie prídavnými 2xHighPower LED

- verzia APA pre aplikáciu pre koridor / Escape Route
- verzia APB pre aplikáciu v otvorenom priestore "anti-panic"

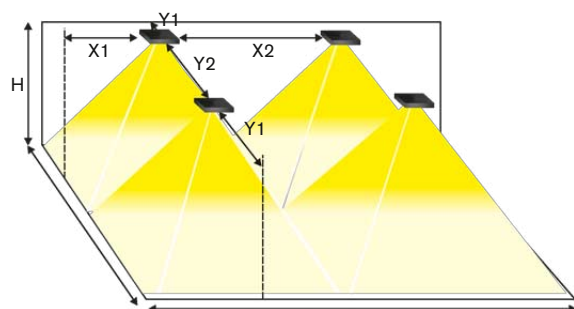
1LX SPACING TABLE / ROZMIESTNENIE PRE 1LX

H (m)	Y1 (m)	Y2 (m)
2,75	6,0	13,0
3,00	6,5	14,0
3,50	7,0	15,5
4,00	6,5	17,0
4,50	5,0	18,5



1LX SPACING TABLE / ROZMIESTNENIE PRE 1LX

H (m)	X1 (m)	X2 (m)	Y1 (m)	Y2 (m)
2,75	3,5	8,5	3,5	8,5
3,00	3,6	8,9	3,6	8,9
3,50	3,7	9,5	3,7	9,5
4,00	3,6	9,8	3,6	9,8
4,50	3,2	10,0	3,2	10,0



- Optional Wire rope suspension set (for the Item No. look up page No.84)
- Príplatkový lankový závesný set (pre obj.kód pozri str. 84)



MULTIPRIMA-AVA+2xLED



MULTIPRIMA-AVB+2xLED



- Diffuser in AL frame including legend in accordance with ISO7010
- **It is not included in standard package. It must be ordered as separate item !**

- Viewing Distance: 30m
- Legend luminance >500cd/m² (white)

- kryt svetidla v AL ráme s piktoqramom v súlade s ISO7010
- **nie je súčasťou štandardného balenia svetidla, musí byť objednané ako samostatná položka !**
- rozoznatelnosť piktoqramu: 30m
- jas piktoqramu >500cd/m² (biela)



Item / Položka	Order Code / objednávaci kód
Single sided diffuser with legend "H" Jednostranný kryt s pikto typ "H"	295-B-000-020-00-00
Single sided diffuser with legend "I" Jednostranný kryt s pikto typ "I"	295-B-000-021-00-00
Single sided diffuser with legend "J" Jednostranný kryt s pikto typ "J"	295-B-000-022-00-00
Single sided diffuser with legend "O" Jednostranný kryt s pikto typ "O"	295-B-000-023-00-00
Single sided diffuser with legend "K" Jednostranný kryt s pikto typ "K"	295-B-000-024-00-00
Single sided diffuser with legend "L" Jednostranný kryt s pikto typ "L"	295-B-000-025-00-00
Single sided diffuser with legend "M" Jednostranný kryt s pikto typ "M"	295-B-000-026-00-00
Single sided diffuser with legend "N" Jednostranný kryt s pikto typ "N"	295-B-000-027-00-00
Double sided diffuser with legend "H/J" Obojstranný kryt s pikto typ "H/J"	295-B-000-028-00-00
Double sided diffuser with legend "I" Obojstranný kryt s pikto typ "I"	295-B-000-029-00-00
Double sided diffuser with legend "O" Obojstranný kryt s pikto typ "O"	295-B-000-030-00-00
Double sided diffuser with legend "K/M" Obojstranný kryt s pikto typ "K/M"	295-B-000-031-00-00
Double sided diffuser with legend "L/N" Obojstranný kryt s pikto typ "L/N"	295-B-000-032-00-00

Options: / Příplatky:

- Wire rope suspension set including all:
 - 2pcs of tool-free adjustable wire holders located on the fixture body for rapid mounting and adjustment of suspension length
 - 2pcs of suspension steel wire ropes 0.8m long
 - 1pc of ceiling power outlets
 - 1.5m long cord

• Závesný lankový set obsahuje:

- 2ks nastaviteľných závesov pre nastavenie požadovanej dĺžky závesu
- 2ks závesných laniek dĺžky 0,8m
- 1ks sieťovej prípojnej krabičky na strop
- číry prírodný elektrický kábel 1,5m dlhý

Optional Item / Příplatek	Order Code / objednávaci kód
Wire rope suspension kit 1.5 m long	295-B-206-001-00-00
Závesná lanková sada dĺžky 1,5 m	295-B-206-001-00-00

2-in-1 Design



Page No.18

AUTOTEST -AT NM/M

Type	Version	Duration	Light Source	Light Flux / Emerg.mode	Battery	Order Code	Weight
MULTIPRIMA-AV-AT.1h	NM/M	1h	MidPower LEDs	N.A.	LiFePo4 6,4V/1,0Ah	295-B-400-04-00-00	1,6 kg
MULTIPRIMA-AV-AT.3h	NM/M	3h	MidPower LEDs	N.A.	LiFePo4 6,4V/2,0Ah	295-B-401-04-00-00	1,7 kg
MULTIPRIMA-AVA-AT+2xLED.1h	NM/M	1h	MidPwr LED+2x LED	- / 160 lm	LiFePo4 6,4V/1,0Ah	295-B-402-04-00-00	1,7 kg
MULTIPRIMA-AVA-AT+2xLED.3h	NM/M	3h	MidPwr LED+2x LED	- / 160 lm	LiFePo4 6,4V/2,0Ah	295-B-403-04-00-00	1,8 kg
MULTIPRIMA-AVB-AT+2xLED.1h	NM/M	1h	MidPwr LED+2x LED	- / 160 lm	LiFePo4 6,4V/1,0Ah	295-B-404-04-00-00	1,7 kg
MULTIPRIMA-AVB-AT+2xLED.3h	NM/M	3h	MidPwr LED+2x LED	- / 160 lm	LiFePo4 6,4V/2,0Ah	295-B-405-04-00-00	1,8 kg

DALI Self-Contained

Type	Version	Duration	Light Source	Light Flux	Battery	Order Code	Weight
MULTIPRIMA-AV-DALI.1h	NM/M	1h	MidPower LEDs	N.A.	LiFePo4 6,4V/1,0Ah	295-B-427-04-00-00	1,6 kg
MULTIPRIMA-AV-DALI.3h	NM/M	3h	MidPower LEDs	N.A.	LiFePo4 6,4V/2,0Ah	295-B-428-04-00-00	1,6 kg

Page No.22

CENTRALTEST -ATXL ELMAX-LOOK

Type	Version	Duration	Light Source	Light Flux/Emerg.mode	Battery	Order Code	Weight
MULTIPRIMA-AV-ATXL.1h	NM/M	1h	MidPower LEDs	N.A.	LiFePo4 6,4V/1,0Ah	295-B-406-04-00-00	1,6 kg
MULTIPRIMA-AV-ATXL.3h	NM/M	3h	MidPower LEDs	N.A.	LiFePo4 6,4V/2,0Ah	295-B-407-04-00-00	1,7 kg
MULTIPRIMA-AVA-ATXL+2xLED.1h	NM/M	1h	MidPwr LED+2x LED	- / 160 lm	LiFePo4 6,4V/1,0Ah	295-B-408-04-00-00	1,7 kg
MULTIPRIMA-AVA-ATXL+2xLED.3h	NM/M	3h	MidPwr LED+2x LED	- / 160 lm	LiFePo4 6,4V/2,0Ah	295-B-409-04-00-00	1,8 kg
MULTIPRIMA-AVB-ATXL+2xLED.1h	NM/M	1h	MidPwr LED+2x LED	- / 160 lm	LiFePo4 6,4V/1,0Ah	295-B-410-04-00-00	1,7 kg
MULTIPRIMA-AVB-ATXL+2xLED.3h	NM/M	3h	MidPwr LED+2x LED	- / 160 lm	LiFePo4 6,4V/2,0Ah	295-B-411-04-00-00	1,8 kg

Page No.24

Wireless CENTRALTEST ELMAX-ATRF

Type	Version	Duration	Light Source	Light Flux	Battery	Order Code	Weight
MULTIPRIMA-AV-ATRF.1h	NM/M	1h	MidPower LEDs	N.A.	LiFePo4 6,4V/1,0Ah	295-B-412-04-00-00	1,6 kg
MULTIPRIMA-AV-ATRF.3h	NM/M	3h	MidPower LEDs	N.A.	LiFePo4 6,4V/2,0Ah	295-B-413-04-00-00	1,7 kg
MULTIPRIMA-AVA-ATRF+2xLED.1h	NM/M	1h	MidPwr LED+2x LED	- / 160 lm	LiFePo4 6,4V/1,0Ah	295-B-414-04-00-00	1,7 kg
MULTIPRIMA-AVA-ATRF+2xLED.3h	NM/M	3h	MidPwr LED+2x LED	- / 160 lm	LiFePo4 6,4V/2,0Ah	295-B-415-04-00-00	1,8 kg
MULTIPRIMA-AVB-ATRF+2xLED.1h	NM/M	1h	MidPwr LED+2x LED	- / 160 lm	LiFePo4 6,4V/1,0Ah	295-B-416-04-00-00	1,7 kg
MULTIPRIMA-AVB-ATRF+2xLED.3h	NM/M	3h	MidPwr LED+2x LED	- / 160 lm	LiFePo4 6,4V/2,0Ah	295-B-417-04-00-00	1,8 kg

CENTRAL BATTERY (CBS)

Type	Version	Light Source	Light Flux	Order Code	Weight
C.PRIMALUX-AV 230V AC/DC	CBS NON-ADDRESSABLE	MidPower LEDs	N.A.	295-B-418-00-00-00	1,3 kg
C.PRIMALUX-AV 24V AC/DC	CBS NON-ADDRESSABLE	MidPower LEDs	N.A.	295-B-419-00-00-00	1,3 kg
C.PRIMALUX-AVA+2xLED 230V AC/DC	CBS NON-ADDRESSABLE	MidPower LEDs+2x LEDs	160 lm	295-B-420-00-00-00	1,4 kg
C.PRIMALUX-AVA+2xLED 24V AC/DC	CBS NON-ADDRESSABLE	MidPower LEDs+2x LEDs	160 lm	295-B-421-00-00-00	1,4 kg
C.PRIMALUX-AVB+2xLED 230V AC/DC	CBS NON-ADDRESSABLE	MidPower LEDs+2x LEDs	160 lm	295-B-422-00-00-00	1,4 kg
C.PRIMALUX-AVB+2xLED 24V AC/DC	CBS NON-ADDRESSABLE	MidPower LEDs+2x LEDs	160 lm	295-B-423-00-00-00	1,4 kg

DALI CENTRAL BATTERY (CBS)

Type	Version	Light Source	Light Flux	Order Code	Weight
C.PRIMALUX-AV-DALI 230V AC	DALI CBS	MidPower LEDs	N.A.	295-B-429-00-00-00	1,3 kg

 Look up pages No. 190-197 for 1lx Spacing tables
 Pozri str.190-197 pre rozmiestnenie svietidiel na dosiahnutie 1lx

 All LED parameters are describing the light source lm output. For the lighting calculation please use LDT file available on www.sec.sk
 LED parametre sú platné pre LED svetelné zdroje samotné. Pre svetelno-technický výpočet použite LDT súbor na www.sec.sk