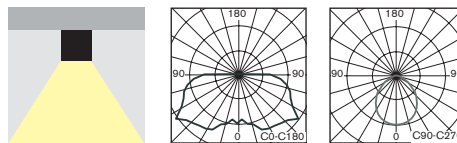
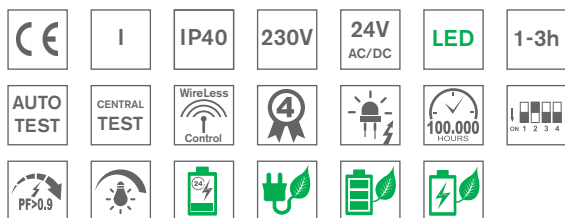


C.EVOLUX2-V-LED / MULTIEVO2-V-LED

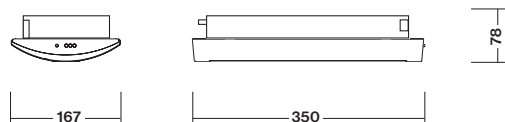


- **NEW Generation** of exquisite design recessed mounted powerful LED equipped fixture with perfect light distribution
- Designed for non-maintained/maintained (NM/M) or centralised (C) emergency lighting available in all following versions:
 - **AUTOTEST** (-AT),
 - **CENTRALTEST** (-ATXL) for ELMAX-Look Mini system (look up page No.170)
 - **Wireless CENTRALTEST** (-ATZB) for ELMAX-ATZB system (page No.172)
 - **CENTRAL BATTERY** (C.EVOLUX2) for **non-addressable CBS** (look up also page No.178)
 - **CENTRAL BATTERY** (-ATXP) for system **ELMAX-PATROLUX Mini & Addressable CBS** (look up also page No.174)
- Conforming to the requirement of EN60598-2-22, EN1838, EN62034
- Design:
 - Anodized AL base
 - PC impact resistant diffuser
- **NOVÁ generácia** elegantného výkonného LED núdzového svietidla s perfektnou distribúciou svetla pre trvalé/netrvalé (NM/M) alebo (C) centrálné napájané núdzové osvetlenie dostupné vo verziách pre:
 - **AUTOTEST** (-AT),
 - **CENTRALTEST** (-ATXL) pre systém ELMAX-LOOK Mini (pozri str.170)
 - **bezdrôtový CENTRALTEST** (-ATZB) pre ELMAX-ATZB systém (str.172)
 - **CENTRAL BATTERY** (C.EVOLUX2) pre **neadresovateľné CBS** (str.178)
 - **CENTRAL BATTERY** (-ATXP) pre systém **ELMAX-PATROLUX Mini s adresovateľnou CBS** (pozri str.174)
- spĺňa požiadavky európskej normy EN 60598-2-22, EN1838, EN62034
- konštrukcia:
 - teleso z eloxovaného hliníku
 - svetelno-činný kryt z nerozbitného PC



Input Power:

- 5,8W/ 6,1VA (maintained M)
- 2,0W/ 3,9VA (non-maintained NM)
- 5,7W/ 6,0VA (CBS)



Recessed hole size 319x123mm
Rozmer montážneho otvoru 319x123mm

Most Advanced Twin "V" shaped LED light source for perfect light distribution and high efficiency

Progressívny svetelný zdroj s usporiadaním LED do tvaru "V" s perfektnou distribúciou svetla a vysokou účinnosťou



STANDARD FEATURES

STANDARDNÁ VÝBAVA

- **High efficient (150lm/W) LONGLIFE LEDs 5000K (>100.000h)**
- **NEW Advanced Electronics**
- **LONGLIFE NiMh battery**
- **Installation Mode** (battery protection, for more details look up page No.183)
- **Intelligent battery charging** (intermittent charging, look up page No.183)
- **DIP Switch** allowing to preset following functions:
 - **ECO Mode** (dimming 10%-100%, for more details look up page No.183)
 - **ENERGY Saving Mode** (picto illumination 2cd/m² or 200cd/m², look up pageNo.183)
- Special mirror effect reflector
- Addressable CENTRALTEST communication module (for ATXL, ATXP only)
- LEDs indicating both presence of power supply and signaling failures
- TEST button
- **vysoko účinné LED 5000K (150lm/W) so životnosťou min.100000h**
- **progressívna elektronická jednotka**
- **LONGLIFE NiMh batéria**
- **Instalačný mód** (ochrana batérie, pozri aj str.183)
- **Inteligentné nabíjanie batérie** ("intermittent" nabíjanie, pozri aj str.183)
- **DIP prepínač** umožňujúci prednastavenie funkcií:
 - **ECO Mód** (stmievanie 10%-100%, for more details look up page No.183)
 - **ENERGY Saving Mód** (osvetlenie pikto na 2cd/m² alebo 200cd/m², pozri aj str.183)
- špeciálny odrazový reflektor so zrkadlovým efektom
- adresovateľný CENTRALTEST komunikačný modul (len pre ATXL, ATXP verzie)
- signalizácia LED a TEST tlačítko



Page No.166

AUTOTEST -AT NM/M

Type	Version	Duration	Light Source	Light Flux / Emergency mode	Battery	Order Code	Weight
MULTIEVO2-V-AT.1h	NM/M	1h	LED	390 lm / 310 lm	NiMh 4,8V/1,1Ah	290-B-200-01-00-00	1,5 kg
MULTIEVO2-V-AT.3h	NM/M	3h	LED	390 lm / 310 lm	NiMh 4,8V/3,0Ah	290-B-201-02-00-00	1,6 kg

Page No.170

CENTRALTEST -ATXL ELMAX-LOOK

Type	Version	Duration	Light Source	Light Flux / Emergency mode	Battery	Order Code	Weight
MULTIEVO2-V-ATXL.1h	NM/M	1h	LED	390 lm / 310 lm	NiMh 4,8V/1,1Ah	290-B-202-01-00-00	1,6 kg
MULTIEVO2-V-ATXL.3h	NM/M	3h	LED	390 lm / 310 lm	NiMh 4,8V/3,0Ah	290-B-203-02-00-00	1,7 kg

Page No.172

CENTRALTEST -ATZB ELMAX-WIRELESS

Type	Version	Duration	Light Source	Light Flux / Emergency mode	Battery	Order Code	Weight
MULTIEVO2-V-ATZB.1h	NM/M	1h	LED	390 lm / 310 lm	NiMh 4,8V/1,1Ah	290-B-208-01-00-00	1,6 kg
MULTIEVO2-V-ATZB.3h	NM/M	3h	LED	390 lm / 310 lm	NiMh 4,8V/3,0Ah	290-B-209-02-00-00	1,7 kg

Page No.178

CENTRAL BATTERY (CBS)

Type	Version	Light Source	Light Flux	Order Code	Weight
C.EVOLUX2-V 230V AC/DC	CBS NON-ADDRESSABLE	LED	480 lm	290-B-206-00-00-00	1,2 kg
C.EVOLUX2-V 24V AC/DC	CBS NON-ADDRESSABLE	LED	480 lm	290-B-207-00-00-00	1,2 kg

Page No.174

Addressable CENTRAL BATTERY (CBS) -ATXPR ELMAX-PATROLUX

Type	Version	Light Source	Light Flux	Order Code	Weight
C.EVOLUX2-V-ATXPR 230V AC/DC	ATXPR CBS ADDRESSABLE	LED	480 lm	290-B-204-00-00-00	1,2 kg

Look up pages No. 392-403 for 1x Spacing tables

Pozri str. 390-403 pre rozmiestnenie svietidiel na dosiahnutie 1x