


WALL MOUNTING L & XL VIEWING DISTANCE LEGEND L/XL SIZE



Most advanced "V" twin LED light source with perfect light distribution. It is equipped with high efficient (150lm/W) LONGLIFE LEDs with the lifetime >100.000h



- **Big Viewing Distance** IP65 wall mounted powerful LED fixture for all non-maintained/maintained (NM/M) or CBS (C) emergency lighting, especially designed for application such as **train/metro/bus stations, subways, football stadiums, parking garages**, etc. available in all following versions:
 - **AUTOTEST** (-AT)
 - **DALI**
 - **Wireless CENTRALTEST** (-ATRF) for **ELMAX Wireless** system (page No.38)
 - **CENTRALTEST** (-ATXL) for ELMAX-Look Mini system (look up also page 36)
 - **CENTRAL BATTERY** (C.xx) for **non-addressable CBS** (page 44)
 - **CENTRAL BATTERY** (-ATXP) for system **ELMAX-PATROLUX Mini & Addressable CBS** (look up also page No.40)
- Conforming to the requirement of EN60598-2-22, EN1838, EN62034
- Design:
 - cover made from polycarbonate
 - Base made from ABS

• nástenné núdzové svietidlo s veľkým piktogramom pre aplikácie, kde je vyžadovaná **veľká pozorovacia vzdialenosť a IP65 ako napr. stanice, podchody, štadióny, parkovacie domy** a pod.

• pre trvalé/netrvalé (NM/M) alebo (C) centrálné napájané núdzové osvetlenie dostupné vo verziách pre:

- **AUTOTEST** (-AT)
- **DALI**
- **bezdrôtový CENTRALTEST** (-ATRF) pre ELMAX Wireless systém (pozri str.38)
- **CENTRALTEST** (-ATXL) pre systém ELMAX-LOOK Mini (pozri str.36)
- **CENTRAL BATTERY** (C.xx) pre **neadresovateľné CBS** (str. 44)
- **CENTRAL BATTERY** (-ATXP) pre systém **ELMAX-PATROLUX Mini s adresovateľnou CBS** (pozri str. 40)
- spĺňa požiadavky európskej normy EN 60598-2-22, EN1838, EN62034
- konštrukcia:
 - kryt svietidla vyrobený z polykarbonátu
 - základňa svietidla - ABS

STANDARD FEATURES


ŠTANDARDNÁ VÝBAVA

- **High efficient (150lm/W) LONGLIFE LEDs 5000K (>100.000h)**
- **NEW Advanced Electronics**
- **LONGLIFE LiFePo4 battery**
- **Installation Mode** (battery protection, for more details look up page No.51-135)
- **Intelligent battery charging** (intermittent charging, look up page No.51-135)
- **DIP Switch** allowing to preset following functions:
 - **ECO Mode** (dimming 10%-100%, for more details look up page No.51-135)
 - **ENERGY Saving Mode** (picto illumination 2cd/m² or 200cd/m², page 51-135)
- Addressable CENTRALTEST communication module (for ATXL, ATXP, ATRF only)
- LEDs indicating both presence of power supply and signaling failures & TEST button
- both side and back side cable entries (bushings)
- **vysoko účinné LED 5000K (150lm/W) so životnosťou min.100000h**
- **progresívna elektronická jednotka**
- **LONGLIFE LiFePo4 batéria**
- **Inštalčný mód** (ochrana batérie, pozri aj str.51-135)
- **Inteligentné nabíjanie batérie** ("intermittent" nabíjanie, pozri aj str.51-135)
- **DIP prepínač** umožňujúci prednastavenie funkcií:
 - **ECO Mód** (stmievanie 10%-100%, pozri aj str.51-135)
 - **ENERGY Saving Mód** (osvetlenie pikto na 2cd/m² alebo 200cd/m², pozri aj str.51-135)
- adresovateľný CENTRALTEST komunikačný modul (len pre ATXL, ATXP, ATRF verzie)
- signalizácia LED a TEST tlačítko
- zadné a bočné prechodky IP65 na vstup vodičov

OPTIONAL ACCESSORIES

PRÍPLATKY

- **LEGEND / Picto** must be ordered as separate item (look up page 134)
- piktogram musí byť objednaný samostatne, nie je súčasťou svietidla (look up page 134)



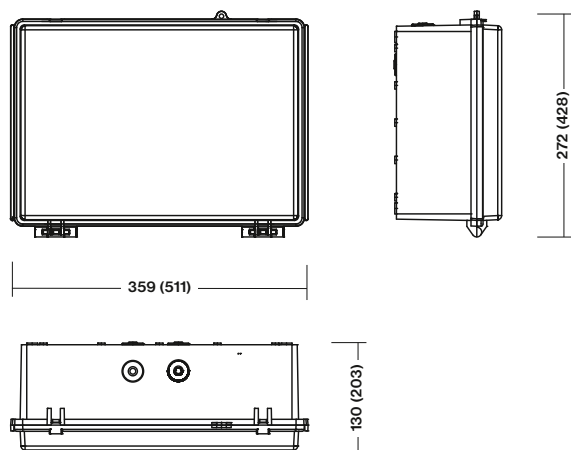
XLegend Size



Legend & XLegend



Dimensions in the bracket are valid for XLegend Size
Rozmery v zátvorke platie pre veľkosť XLegend



WALL MOUNTING L & XL VIEWING DISTANCE LEGEND L/XL SIZE

Light source	LED 5000K >500cd/m ² (white luminance) >200cd/m ² (average luminance)
Installed load L Size	6.5W/6.9VA (maintained M) 2.8W/4.3VA (non-maintained NM) 5.7W/6.0VA (CBS)
Installed load XL Size	9.4W/11.9VA (maintained M) 2.8W/4.3VA (non-maintained NM) 5.7W/6.0VA (CBS)
Protection index	IP65
Viewing distance	46m (L Size) / 74m (XL Size)

Page No.32

AUTOTEST -AT NM/M

Type	Version	Light Source	Duration	Battery	Order Code	Weight
Legend-AT.1h	NM/M	SAMSUNG MidPower LEDs 5000K	1h	LiFePo4 6,4V/1,0Ah	329-B-001-04-00-00	1,5 kg
Legend-AT.3h	NM/M	SAMSUNG MidPower LEDs 5000K	3h	LiFePo4 6,4V/2,0Ah	329-B-002-04-00-00	1,6 kg
XLegend-AT.1h	NM/M	SAMSUNG MidPower LEDs 5000K	1h	LiFePo4 6,4V/2,0Ah	329-B-101-04-00-00	2,5 kg
XLegend-AT.3h	NM/M	SAMSUNG MidPower LEDs 5000K	3h	LiFePo4 6,4V/4,5Ah	329-B-102-04-00-00	2,6 kg

DALI SELF-CONTAINED

Type	Version	Light Source	Duration	Battery	Order Code	Weight
Legend-DALI.1h	NM/M	SAMSUNG MidPower LEDs 5000K	1h	LiFePo4 6,4V/1,0Ah	329-B-003-04-00-00	1,5 kg
Legend-DALI.3h	NM/M	SAMSUNG MidPower LEDs 5000K	3h	LiFePo4 6,4V/2,0Ah	329-B-004-04-00-00	1,6 kg
XLegend-DALI.1h	NM/M	SAMSUNG MidPower LEDs 5000K	1h	LiFePo4 6,4V/2,0Ah	329-B-103-04-00-00	2,5 kg
XLegend-DALI.3h	NM/M	SAMSUNG MidPower LEDs 5000K	3h	LiFePo4 6,4V/4,5Ah	329-B-104-04-00-00	2,6 kg

Page No.36

CENTRALTEST ELMAX-LOOK

Type	Version	Light Source	Duration	Battery	Order Code	Weight
Legend-ATXL.1h	NM/M	SAMSUNG MidPower LEDs 5000K	1h	LiFePo4 6,4V/1,0Ah	329-B-005-04-00-00	1,5 kg
Legend-ATXL.3h	NM/M	SAMSUNG MidPower LEDs 5000K	3h	LiFePo4 6,4V/2,0Ah	329-B-006-04-00-00	1,6 kg
XLegend-ATXL.1h	NM/M	SAMSUNG MidPower LEDs 5000K	1h	LiFePo4 6,4V/2,0Ah	329-B-105-04-00-00	2,5 kg
XLegend-ATXL.3h	NM/M	SAMSUNG MidPower LEDs 5000K	3h	LiFePo4 6,4V/4,5Ah	329-B-106-04-00-00	2,6 kg

Page No.38

Wireless CENTRALTEST ELMAX-ATRF

Type	Version	Light Source	Duration	Battery	Order Code	Weight
Legend-ATRF.1h	NM/M	SAMSUNG MidPower LEDs 5000K	1h	LiFePo4 6,4V/1,0Ah	329-B-007-04-00-00	1,5 kg
Legend-ATRF.3h	NM/M	SAMSUNG MidPower LEDs 5000K	3h	LiFePo4 6,4V/2,0Ah	329-B-008-04-00-00	1,6 kg
XLegend-ATRF.1h	NM/M	SAMSUNG MidPower LEDs 5000K	1h	LiFePo4 6,4V/2,0Ah	329-B-107-04-00-00	2,5 kg
XLegend-ATRF.3h	NM/M	SAMSUNG MidPower LEDs 5000K	3h	LiFePo4 6,4V/4,5Ah	329-B-108-04-00-00	2,6 kg

Page No.44

CENTRAL BATTERY (CBS)

Type	CBS Version for	Light Source	Order Code	Weight
C.Legend 230V AC/DC	CBS NON-ADDRESSABLE	SAMSUNG MidPower LEDs 5000K	329-B-009-00-00-00	1,4 kg
C.XLegend 230V AC/DC	CBS NON-ADDRESSABLE	SAMSUNG MidPower LEDs 5000K	329-B-109-00-00-00	2,4 kg

DALI CENTRAL BATTERY (CBS)

Type	CBS Version for	Light Source	Order Code	Weight
C.Legend -DALI 230V AC	DALI CBS	SAMSUNG MidPower LEDs 5000K	329-B-010-00-00-00	1,4 kg
C.XLegend -DALI 230V AC	DALI CBS	SAMSUNG MidPower LEDs 5000K	329-B-110-00-00-00	2,4 kg

Page No.40

Addressable CENTRAL BATTERY (CBS) -ATXP ELMAX-PATROLUX

Type	CBS Version for	Light Source	Order Code	Weight
C.Legend -ATXPR 230V AC/DC	ATXP CBS ADDRESSABLE	SAMSUNG MidPower LEDs 5000K	329-B-011-00-00-00	1,4 kg
C.XLegend -ATXPR 230V AC/DC	ATXP CBS ADDRESSABLE	SAMSUNG MidPower LEDs 5000K	329-B-111-00-00-00	2,4 kg

LEGEND L/XL SIZE



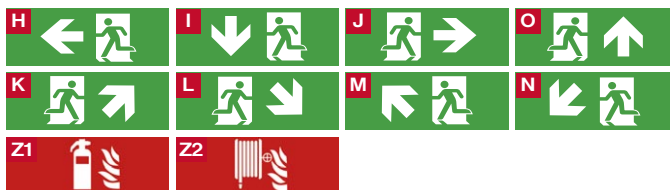
The legend itself is separate plexi sheet with picto printed on its surface. It is installed inside of the fixture in order to be resistant against either vandalism or any external impact.

Piktogram je samostatné plexi s potlačou. Je inštalované zvnútra svietidla, aby bol samotný piktogram chránený voči poškodeniu napr. vandalizmom alebo iným vonkajším vplyvom.




- ACRYLIC legend complying ISO7010 must be ordered as separate item, it is not standard accessory
- Viewing Distance: 46m (**XLegend** versions)
- Legend luminance > 500cd/m² (white)
- PLEXI piktogram v súlade s ISO7010, musí byť objednané ako samostatná položka, nie je súčasťou svietidla
- rozoznatelnosť piktogramu: 46m (**XLegend** verzie)
- jas piktogramu > 500cd/m² (biela)

Optional Item / Priplatok	Order Code / Objednávaci kód
Picto „H“ / piktogram „H“ (XLegend versions)	329-B-000-01-00-01
Picto „I“ / piktogram „I“ (XLegend versions)	329-B-000-01-00-02
Picto „J“ / piktogram „J“ (XLegend versions)	329-B-000-01-00-03
Picto „O“ / piktogram „O“ (XLegend versions)	329-B-000-01-00-04
Picto „K“ / piktogram „K“ (XLegend versions)	329-B-000-01-00-05
Picto „L“ / piktogram „L“ (XLegend versions)	329-B-000-01-00-06
Picto „M“ / piktogram „M“ (XLegend versions)	329-B-000-01-00-07
Picto „N“ / piktogram „N“ (XLegend versions)	329-B-000-01-00-08
Picto „Z1“ / piktogram „Z1“ (XLegend versions)	329-B-000-01-00-09
Picto „Z2“ / piktogram „Z2“ (XLegend versions)	329-B-000-01-00-10



- ACRYLIC legend complying ISO7010 must be ordered as separate item, it is not standard accessory
- Viewing Distance: 74m (**Legend** versions)
- Legend luminance > 500cd/m² (white)
- PLEXI piktogram v súlade s ISO7010, musí byť objednané ako samostatná položka, nie je súčasťou svietidla
- rozoznatelnosť piktogramu: 74m (**Legend** verzie)
- jas piktogramu > 500cd/m² (biela)

Optional Item / Priplatok	Order Code / Objednávaci kód
Picto „H“ / piktogram „H“ (Legend versions)	329-B-000-02-00-01
Picto „I“ / piktogram „I“ (Legend versions)	329-B-000-02-00-02
Picto „J“ / piktogram „J“ (Legend versions)	329-B-000-02-00-03
Picto „O“ / piktogram „O“ (Legend versions)	329-B-000-02-00-04
Picto „K“ / piktogram „K“ (Legend versions)	329-B-000-02-00-05
Picto „L“ / piktogram „L“ (Legend versions)	329-B-000-02-00-06
Picto „M“ / piktogram „M“ (Legend versions)	329-B-000-02-00-07
Picto „N“ / piktogram „N“ (Legend versions)	329-B-000-02-00-08
Picto „Z1“ / piktogram „Z1“ (Legend versions)	329-B-000-02-00-09
Picto „Z2“ / piktogram „Z2“ (Legend versions)	329-B-000-02-00-10



DIP-SWITCH SET-UP FEATURES LEGEND L/XL SIZE



**ENERGY SAVING
ECO MODE
SET UP**



**2/200
cd/m²**

**NO
AT**

DIP SWITCH FEATURES No.1-4

DIP PREPÍNAČ č.1-4 - FUNKCIE

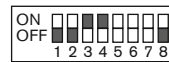
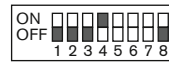
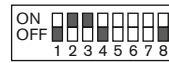
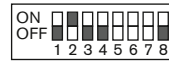
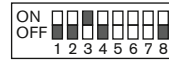
SELF-CONTAINED BATTERY VERSIONS

**NORMAL MODE
230V MAINS**

**EMERGENCY MODE
BATTERY**

**1 LUX
ESCAPE ROUTE
APPLICATION**

**1 LUX
ESCAPE ROUTE
APPLICATION**



NO LEGEND / BEZ PIKTOGRAMU
ESCAPE ROUTE ILLUMINATION

DEFFAULT SETT./ PREDNASTAVENÉ
Full Power for ESCAPE SIGN Application
BRIGHTNESS > 200cd/m²

ECO MODE 50% (in 230V mode)
EMERGENCY MODE LEGEND
BRIGHTNESS > 200cd/m²

ECO MODE 25% (in 230V mode)
EMERGENCY MODE LEGEND
BRIGHTNESS > 200cd/m²

ECO MODE 10% (in 230V mode)
EMERGENCY MODE LEGEND
BRIGHTNESS > 200cd/m²

ENERGY SAVING (in emerg.mode)
LEGEND BRIGHTNESS > 2cd/m²
JAS PIKTOGRAMU > 2cd/m²

ENERGY SAVING (in emerg.mode)
ECO MODE 50% (in 230V mode)
LEGEND BRIGHTNESS > 2cd/m²

ENERGY SAVING (in emerg.mode)
ECO MODE 25% (in 230V mode)
LEGEND BRIGHTNESS > 2cd/m²

ENERGY SAVING (in emerg.mode)
ECO MODE 10% (in 230V mode)
LEGEND BRIGHTNESS > 2cd/m²



**M /
NM**

**AT /
ATXL**

DIP SWITCH FEATURES No.5-8

DIP PREPÍNAČ č.5-8 - FUNKCIE



**INSTALLATION
MODE
SET UP**

**M /
NM**

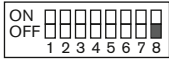
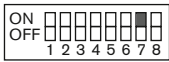
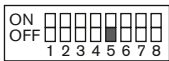
**NON-MAINTAINED /
MAINTAINED
MODE
SET UP**

**AT /
ATXL**

**AUTOTEST /
CENTRALTEST
MODE
SET UP**

**NO
AT**

**NO-AUTOTEST
MODE
SET UP**



DEFFAULT SETTING / PREDNASTAVENÉ
OFF - ACTIVATED
ON - DEACTIVATED

DEFFAULT SETTING / PREDNASTAVENÉ
ON - MAINTAINED
OFF - NON-MAINTAINED

DEFFAULT SETTING / PREDNASTAVENÉ
OFF - AUTOTEST
ON - CENTRALTEST

DEFFAULT / PREDNASTAVENÉ
OFF - AUTOTEST ACTIVE
ON - NO-AUTOTEST

TO SEE THE CHANGE PUSH EITHER TEST BUTTON OR DISCONNECT THE FIXTURE FROM BOTH THE MAINS 230V AND BATTERY
Po prestavení stlačte TEST alebo odpojte batériu a 230V napájanie na aktiváciu zmeny

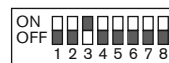
DIP SWITCH FEATURES No.2-3

DIP PREPÍNAČ č.2-3 - FUNKCIE

CBS CENTRAL BATTERY VERSIONS

**CBS
CENTRAL BATTERY**

**1 LUX
ESCAPE ROUTE
APPLICATION**



FULL POWER
PLNÝ VÝKON

FULL POWER
LEGEND BRIGHTNESS > 200cd/m²
JAS PIKTOGRAMU > 200cd/m²

ECO MODE 50%

ECO MODE 25%

ECO MODE 10%
LEGEND BRIGHTNESS > 2cd/m²
JAS PIKTOGRAMU > 2cd/m²

TO SEE THE CHANGE PUSH EITHER TEST BUTTON OR DISCONNECT THE FIXTURE FROM BOTH THE MAINS 230V AND BATTERY
Po prestavení stlačte TEST alebo odpojte batériu a 230V napájanie na aktiváciu zmeny