

C.TRIPLELUX2-LED / MULTITRIPLE2-LED



C.TRIPLELUX2 / MULTITRIPLE2-AT



C.TRIPLELUX2-A+1xLED / MULTITRIPLE2-AT-A+1xLED



- Wall or ceiling mounted fixture in triangular shape for non-maintained/maintained (NM/M) or CBS (C) emergency lighting available in all following versions:

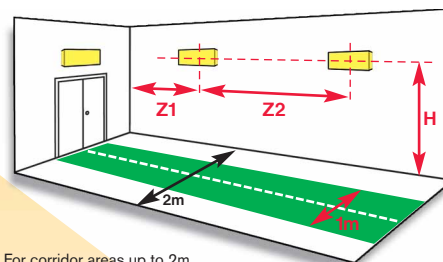
- **AUTOTEST** (-AT),
- **CENTRAL BATTERY** (C.TRIPLELUX) for **non-addressable CBS** available also in 2 circuit version (1 circuit for legend illumination and another circuit for bottom HighPower LED if present) - see also page No.174
- Conforming to the requirement of EN60598-2-22, EN1838, EN62034
- Design:
 - Metal sheet base painted in RAL9003 colour
 - Acrylic diffuser (the legend must be ordered as separate item)
- elegantné nůdzové svietidlo "trojuholníkového" tvaru pre trvalé/netvalé (NM/M) alebo (C) CBS centrálné napájané nůdzové osvetlenie dostupné vo verziách pre:
 - **AUTOTEST** (-AT),
 - **CENTRAL BATTERY** (C.TRIPLELUX) pre **neadresovateľné CBS** (str.174) je v ponuke aj ako dvojokruhovú, tj osvetlenie pikto a spodnej LED má svoj vlastný predradník
- spĺňa požiadavky európskej normy EN 60598-2-22, EN1838, EN62034
- konštrukcia:
 - základňa z oceleového plechu v bielej farbe RAL9003
 - svetelno-činný z plexi (piktogram musí byť objednaný samostatne)

STANDARD FEATURES

ŠTANDARDNÁ VÝBAVA

- **High efficient (150lm/W, 5000K) LONGLIFE LEDs (>100.000h)**
- **High-Power Bottom LED 120lm/W** for floor either **ESCAPE ROOT** illumination (valid only for all "-A+1xLED" versions) or **SPOT BEAMER** for fire fighting equipment illumination 5lx level (valid only for all "-B+1xLED" versions)
- **NEW Advanced Electronics**
- **LONGLIFE NiMH battery**
- **Installation Mode** (battery protection, for more details look up page No.181)
- **Intelligent battery charging** (intermittent charging, look up page No.181)
- **DIP Switch** allowing to preset following functions:
 - **ECO Mode** (dimming 10%-100%, for more details look up page No.181)
 - **ENERGY Saving Mode** (picto illumination 2cd/m² or 200cd/m², look up page 181)
- LEDs indicating presence of power supply and signaling failures + TEST button
- **vysoko účinné LED (150lm/W, 5000K) so životnosťou min.100000h**
- **Výkonné LED 120lm/W pre osvetlenie únikovej cesty na podlahe** (len pri všetkých "-A+1xLED" verziách) alebo pre **SPOT osvetlenie** hasiaceho prístroja / hydrantu >5lx (len pri všetkých "-B+1xLED" verziách)
- **progresívna elektronická jednotka**
- **LONGLIFE NiMH batéria**
- **Inštalčný mód** (ochrana batérie, pozri aj str.181)
- **Inteligentné nabíjanie batérie** ("intermittent" nabíjanie, pozri aj str.181)
- **DIP prepínač** umožňujúci prednastavenie funkcií:
 - **ECO Mód** (stmievanie 10%-100%, pozri aj str.181)
 - **ENERGY Saving Mód** (osvetlenie pikto na 2cd/m² alebo 200cd/m², pozri aj str.181)
- signalizácia LED a TEST tlačítko

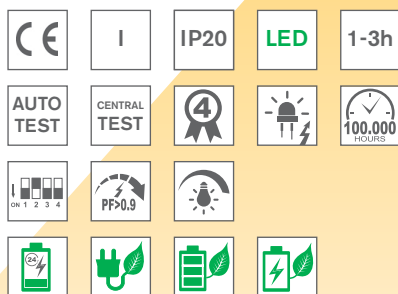
Valid for all **+1xLED-A versions** / wall mounting
Pre všetky verzie **+1xLED-A** / montáž na stenu



For corridor areas up to 2m in width the escape route should be 1m wide. In the central line min 1lux and in the whole escape route area min 0,5lux levels are required (EN1838).

1LX SPACING TABLE / ROZMIESTNENIE PRE 1LX

H (m)	Z1 (m)	Z2 (m)
2,30	10	20
2,75	8	16



Input Power:

- 7,0W/ 7,4VA (maintained M)
- 2,0W/ 3,9VA (non-maintained NM)
- 9,6W/ 10,6VA (CBS)

C.TRIPLELUX2-LED / MULTITRIPLE2-LED

C.TRIPLELUX2-B+1xLED / MULTITRIPLE2-AT-B+1xLED




- The self-adhesive **LEGENDS** are not included in standard package. **MUST BE ORDERED AS SEPARATE ITEM !**
- **2pcs/fixture are needed**
- Viewing Distance: 32m
- Complying ISO7010
- Legend luminance >500cd/m² (white)
- **Samolepiace piktogramy nie sú súčasťou štandardného balenia svietidla. MUSIA BYŤ OBJEDNANÉ AKO SAMOSTATNÁ POLOŽKA !**
- **potrebné 2ks/svietidlo**
- rozoznatelnosť piktogramu: 32m
- v súlade s ISO7010
- jas piktogramu >500cd/m² (biela)



Legends / Piktogramy

Optional Item / Priplatok	Order Code / Objednávaci kód
Picto H Horizontal Mounting / horizontálne	41-B-200-00-00-01
Picto I Horizontal Mounting / horizontálne	41-B-200-00-00-02
Picto J Horizontal Mounting / horizontálne	41-B-200-00-00-03
Picto H Vertical Mounting / vertikálne	41-B-200-00-00-04
Picto I Vertical Mounting / vertikálne	41-B-200-00-00-05
Picto J Vertical Mounting / vertikálne	41-B-200-00-00-06
Picto Z1 Vertical Mounting / vertikálne	41-B-200-00-00-07
Picto Z2 Vertical Mounting / vertikálne	41-B-200-00-00-08



Page No.162

AUTOTEST -AT NM/M

Type	Light Source	Light Flux / Emergency mode	Battery	Order Code	Weight
MULTITRIPLE2-AT.1h	MidPower LEDs	NA	NiMh 4,8V/1,1Ah	41-B-100-01-00-00	1,5 kg
MULTITRIPLE2-AT.3h	MidPower LEDs	NA	NiMh 4,8V/3,0Ah	41-B-101-02-00-00	1,6 kg
MULTITRIPLE2-AT-A+1xLED.1h	MidPower LEDs+1xHighPower	110 lm / 110 lm	NiMh 4,8V/1,1Ah	41-B-102-01-00-00	1,6 kg
MULTITRIPLE2-AT-B+1xLED.1h	MidPower LEDs+1xHighPower	110 lm / 110 lm	NiMh 4,8V/1,1Ah	41-B-103-01-00-00	1,6 kg

Page No.174

CENTRAL BATTERY (CBS)

Type	Version	Light Source	Light Flux	Order Code	Weight
C.TRIPLELUX2 230V AC/DC	CBS NON-ADDRESSABLE	MidPower LEDs	NA	41-B-104-00-00-00	1,2 kg
C.TRIPLELUX2-A+1xLED 230V AC/DC	CBS NON-ADDRESSABLE	MidPower LEDs+1xHighPower	110 lm	41-B-105-00-00-00	1,3 kg
C.TRIPLELUX2-B+1xLED 230V AC/DC	CBS NON-ADDRESSABLE	MidPower LEDs+1xHighPower	110 lm	41-B-106-00-00-00	1,3 kg
C.TRIPLELUX2-B+1xLED 2x230V AC/DC	CBS NON-ADDRESSABLE	MidPower LEDs+1xHighPower	110 lm	41-B-107-00-00-00	1,5 kg

Look up pages No. 328-335 for 1lx Spacing tables
Pozri str. 328-335 pre rozmiestnenie svietidiel na dosiahnutie 1lx