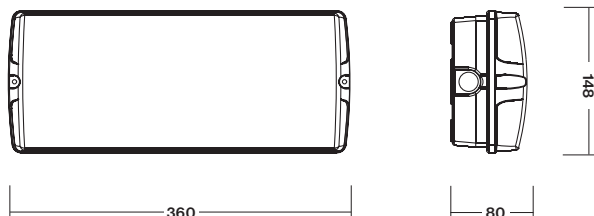


## C.NORMALUX2 / MULTINORMA2

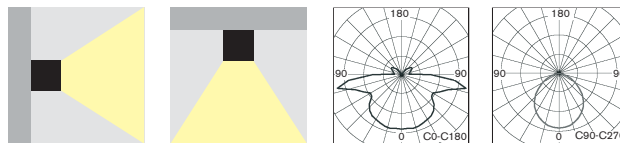


### Input Power:

- 5,8W/ 6,1VA (maintained M)
- 2,0W/ 3,9VA (non-maintained NM)
- 5,7W/ 6,0VA (CBS)



Most advanced "V" twin LED light source with perfect light distribution. It is equipped with high efficient (150lm/W) LONGLIFE LEDs with the lifetime min 100.000h



- **NEW Generation** of solid design surface mounted powerful LED fixture with perfect light distribution for all non-maintained/maintained (NM/M) or centralised (C) emergency lighting available in all following versions:
- **AUTOTEST (-AT)** or **DALI**
- **CENTRALTEST (-ATXL)** for ELMAX LOOK system (look up also page No.166)
- **CENTRAL BATTERY (C.NORMALUX)** for **non-addressable CBS** (page 174)
- **CENTRAL BATTERY (-ATXP)** for system **ELMAX-PATROLUX & Addressable CBS** (look up also page No.170)
- Conforming to the requirement of EN60598-2-22, EN1838, EN62034
- Design: PC impact resistant body
- **NOVÁ generácia** elegantného výkonného LED núdzového svietidla s perfektnou distribúciou svetla pre trvalé/netrvalé (NM/M) alebo (C) centrálné napájané núdzové osvetlenie dostupné vo verziách pre:
  - **AUTOTEST (-AT)** alebo **DALI**
  - **CENTRALTEST (-ATXL)** pre systém ELMAX LOOK (pozri str.166)
  - **CENTRAL BATTERY (C.NORMALUX)** pre **neadresovateľné CBS** (str.174)
  - **CENTRAL BATTERY (-ATXP)** pre systém **ELMAX-PATROLUX s adresovateľnou CBS** (pozri str. 170)
- spĺňa požiadavky európskej normy EN 60598-2-22, EN1838, EN62034
- konštrukcia: teleso z nerozbitného PC

### STANDARD FEATURES

### ŠTANDARDNÁ VÝBAVA

- **High efficient MidPower (150lm/W) LONGLIFE LEDs 5000K (>100.000h)**
- **NEW Advanced Electronics**
- **LONGLIFE NiMh or LiFePo4 battery**
- **Installation Mode** (battery protection, for more details look up page No.181+209)
- **Intelligent battery charging** (intermittent charging, look up page No.181+209)
- **DIP Switch** allowing to preset following functions:
  - **ECO Mode** (dimming 10%-100%, for more details look up page No.181+209)
  - **ENERGY Saving Mode** (picto illumination 2cd/m² or 200cd/m², look up page 181)
- Addressable CENTRALTEST communication module (for ATXL, ATXP only)
- LEDs indicating presence of power supply and signaling failures + TEST button
- Set of self-adhesive legends (H+I+J) complying ISO7010
- **vysoko účinné MidPower LED 5000K (150lm/W) so životnosťou min.100000h**
- **progresívna elektronická jednotka**
- **LONGLIFE NiMh alebo LiFePo4 batéria**
- **Inštalčný mód** (ochrana batérie, pozri aj str.181+209)
- **Inteligentné nabíjanie batérie** ("intermittent" nabíjanie, pozri aj str.181+209)
- **DIP prepínač** umožňujúci prednastavenie funkcií:
  - **ECO Mód** (stmievanie 10%-100%, pozri aj str.181+209)
  - **ENERGY Saving Mód** (osvetlenie pikto na 2cd/m² alebo 200cd/m², pozri aj str.181)
- adresovateľný CENTRALTEST komunikačný modul (len pre ATXL, ATXP verzie)
- signalizácia LED a TEST tlačítko
- sada samolepiacich piktogramov H+I+J v súlade s ISO7010



### OPTIONAL ACCESSORIES

### PRÍPLATKY

- Suspended plexi with single sided or double sided legend (look up page 212)
- Wall or ceiling mounting brackets (look up page No.212)
- Protective steel cage (look up page No.212)
- závesné plexi s jednostranným alebo obojstranným piktogramom (pozri str.212)
- nástenná, stropná alebo stropná závesná konzola (pozri str.212)
- ochranný kovový kôš (pozri str.212)



Optional Suspended plexi with Legends  
Príplatkové závesné plexi s piktogramom  
(look up also page No.212)



Optional Brackets and Protective Steel Cage  
Príplatkové konzoly a ochranná mreža  
(look up also page No.212)

## C.NORMALUX2 / MULTINORMA2



### DIP SWITCH FEATURES No.1-4 / DIP PREPÍNAČ č.1-4 - FUNKCIE

#### SELF-CONTAINED BATTERY VERSIONS

##### NORMAL MODE 230V MAINS

##### EMERGENCY BATTERY MODE

**1 LUX  
ESCAPE ROUTE  
APPLICATION**

**1 LUX  
ESCAPE ROUTE  
APPLICATION**

ON OFF 1 2 3 4 5 6 7 8

**NO LEGEND / BEZ PIKTOGRAMU**  
ESCAPE ROUTE ILLUMINATION

**1 LUX  
ESCAPE ROUTE  
APPLICATION**

**1 LUX  
ESCAPE ROUTE  
APPLICATION**

ON OFF 1 2 3 4 5 6 7 8

**DEFAULT SETT./ PREDNASTAVENÉ**  
Full Power for ESCAPE SIGN Application  
BRIGHTNESS > 200cd/m²

**1 LUX  
ESCAPE ROUTE  
APPLICATION**

**1 LUX  
ESCAPE ROUTE  
APPLICATION**

ON OFF 1 2 3 4 5 6 7 8

**ECO MODE 50% (in 230V mode)**  
EMERGENCY MODE LEGEND  
BRIGHTNESS > 200cd/m²

**1 LUX  
ESCAPE ROUTE  
APPLICATION**

**1 LUX  
ESCAPE ROUTE  
APPLICATION**

ON OFF 1 2 3 4 5 6 7 8

**ECO MODE 25% (in 230V mode)**  
EMERGENCY MODE LEGEND  
BRIGHTNESS > 200cd/m²

**1 LUX  
ESCAPE ROUTE  
APPLICATION**

**1 LUX  
ESCAPE ROUTE  
APPLICATION**

ON OFF 1 2 3 4 5 6 7 8

**ECO MODE 10% (in 230V mode)**  
EMERGENCY MODE LEGEND  
BRIGHTNESS > 200cd/m²

**1 LUX  
ESCAPE ROUTE  
APPLICATION**

**1 LUX  
ESCAPE ROUTE  
APPLICATION**

ON OFF 1 2 3 4 5 6 7 8

**ENERGY SAVING (in emerg.mode)**  
LEGEND BRIGHTNESS > 2cd/m²  
JAS PIKTOGRAMU > 2cd/m²

**1 LUX  
ESCAPE ROUTE  
APPLICATION**

**1 LUX  
ESCAPE ROUTE  
APPLICATION**

ON OFF 1 2 3 4 5 6 7 8

**ENERGY SAVING (in emerg.mode)**  
**ECO MODE 50% (in 230V mode)**  
LEGEND BRIGHTNESS > 2cd/m²

**1 LUX  
ESCAPE ROUTE  
APPLICATION**

**1 LUX  
ESCAPE ROUTE  
APPLICATION**

ON OFF 1 2 3 4 5 6 7 8

**ENERGY SAVING (in emerg.mode)**  
**ECO MODE 25% (in 230V mode)**  
LEGEND BRIGHTNESS > 2cd/m²

**1 LUX  
ESCAPE ROUTE  
APPLICATION**

**1 LUX  
ESCAPE ROUTE  
APPLICATION**

ON OFF 1 2 3 4 5 6 7 8

**ENERGY SAVING (in emerg.mode)**  
**ECO MODE 10% (in 230V mode)**  
LEGEND BRIGHTNESS > 2cd/m²

**INSTALLATION  
MODE  
SET UP**

ON OFF 1 2 3 4 5 6 7 8

**DEFAULT / PREDNASTAVENÉ**  
**OFF - ACTIVATED**  
ON - DEACTIVATED

**M /  
NM** **NON-MAINTAINED /  
MAINTAINED  
MODE  
SET UP**

ON OFF 1 2 3 4 5 6 7 8

**DEFAULT / PREDNASTAVENÉ**  
**ON - MAINTAINED**  
OFF - NON-MAINTAINED

**AT /  
ATXL** **AUTOTEST /  
CENTRALTEST  
MODE  
SET UP**

ON OFF 1 2 3 4 5 6 7 8

**DEFAULT / PREDNASTAVENÉ**  
**OFF - AUTOTEST**  
ON - CENTRALTEST

#### CBS CENTRAL BATTERY VERSIONS

##### CBS CENTRAL BATTERY

**1 LUX  
ESCAPE ROUTE  
APPLICATION**

ON OFF 1 2 3 4 5 6 7 8

**FULL POWER**  
PLNÝ VÝKON

**1 LUX  
ESCAPE ROUTE  
APPLICATION**

ON OFF 1 2 3 4 5 6 7 8

**FULL POWER**  
LEGEND BRIGHTNESS > 200cd/m²  
JAS PIKTOGRAMU > 200cd/m²

**1 LUX  
ESCAPE ROUTE  
APPLICATION**

ON OFF 1 2 3 4 5 6 7 8

**ECO MODE 50%**

**1 LUX  
ESCAPE ROUTE  
APPLICATION**

ON OFF 1 2 3 4 5 6 7 8

**ECO MODE 25%**

**1 LUX  
ESCAPE ROUTE  
APPLICATION**

ON OFF 1 2 3 4 5 6 7 8

**ECO MODE 10%**  
LEGEND BRIGHTNESS > 2cd/m²  
JAS PIKTOGRAMU > 2cd/m²

**L1'  
Logic** **L1' FUNCT.  
LOGIC  
SET UP**

ON OFF 1 2 3 4 5 6 7 8

**ONLY FOR CBS VERSIONS**  
ON - NEGATIVE  
OFF - POSITIVE

**TO SEE THE CHANGE EITHER PUSH THE TEST BUTTON OR  
DISCONNECT THE FIXTURE FROM BOTH THE MAINS 230V AND BATTERY**

Po prestavení stlačte TEST alebo odpojte batériu a pripojenie na sieť na aktiváciu zmeny

Page No.162

### AUTOTEST -AT NM/M

Type	Version	Duration	Light Source	Light Flux / Emergency mode	Battery	Order Code	Weight
MULTINORMA2-AT.1h	NM/M	1h	LED	390 lm / 310 lm	NiMh 4,8V/1,1Ah	252-B-100-01-00-00	1,5 kg
MULTINORMA2-AT.1h	NM/M	1h	LED	390 lm / 310 lm	LiFePo4 6,4V/1,0Ah	252-B-100-04-00-00	1,5 kg
MULTINORMA2-AT.3h	NM/M	3h	LED	390 lm / 310 lm	NiMh 4,8V/3,0Ah	252-B-101-02-00-00	1,6 kg

### DALI

Type	Version	Duration	Light Source	Light Flux / Emergency mode	Battery	Order Code	Weight
MULTINORMA2-DALI.3h	NM/M	3h	LED	390 lm / 310 lm	NiMh 6,0V/4,0Ah	252-B-108-02-00-00	1,6 kg

Page No.166

### CENTRALTEST -ATXL ELMAX-LOOK

Type	Version	Duration	Light Source	Light Flux / Emergency mode	Battery	Order Code	Weight
MULTINORMA2-ATXL.1h	NM/M	1h	LED	390 lm / 310 lm	NiMh 4,8V/1,1Ah	252-B-102-01-00-00	1,6 kg
MULTINORMA2-ATXL.1h	NM/M	1h	LED	390 lm / 310 lm	LiFePo4 6,4V/1,0Ah	252-B-102-04-00-00	1,6 kg
MULTINORMA2-ATXL.3h	NM/M	1h	LED	390 lm / 310 lm	NiMh 4,8V/3,0Ah	252-B-103-02-00-00	1,7 kg

Page No.168

### CENTRALTEST -ATZB ELMAX-WIRELESS

Type	Version	Duration	Light Source	Light Flux / Emergency mode	Battery	Order Code	Weight
MULTINORMA2-ATZB.1h	NM/M	1h	LED	390 lm / 310 lm	NiMh 4,8V/1,1Ah	252-B-104-01-00-00	1,7 kg
MULTINORMA2-ATZB.3h	NM/M	1h	LED	390 lm / 310 lm	NiMh 4,8V/3,0Ah	252-B-105-02-00-00	1,8 kg

Page No.174

### CENTRAL BATTERY (CBS)

Type	Version	Light Source	Light Flux	Order Code	Weight
C.NORMALUX2 230V AC/DC	CBS NON-ADDRESSABLE	LED	480 lm	252-B-106-00-00-00	1,2 kg
C.NORMALUX2 24V AC/DC	CBS NON-ADDRESSABLE	LED	480 lm	252-B-107-00-00-00	1,2 kg

Look up pages No. 328-335 for 1lx Spacing tables  
Pozri str. 328-335 pre rozmiestnenie svetidiel na dosiahnutie 1lx

Wall Mounted Emergency Luminaire

## MULTINORMA-LED





Light source	LED 5000K >500cd/m <sup>2</sup> (white luminance) >200cd/m <sup>2</sup> (average luminance)
Installed load	5.8W/6.1VA (maintained M) 2.0W/3.9VA (non-maintained NM) 6.3W/6.5VA (CBS)
Protection type	IP65
Housing material	Impact resistant polycarbonate
Viewing distance	32/35m

Suspended Bracket Mounted Emergency Luminaire

## MULTINORMA-LED




Project:  
Shopping Mall AUPARK  
Bratislava (SK)  
Project by:  
ECO-LOGIC s.r.o.  
[www.ecologic.sk](http://www.ecologic.sk)



- Suspended plexi with single or double sided legend complying ISO7010
- Viewing Distance: 35m
- závesné plexi s jednostranným alebo obojstranným piktogramom v súlade s ISO7010
- rozoznatelnosť piktogramu: 35m

Optional Item / Príplatok	Order Code / Objednávaci kód
Suspended plexi H/J doublesided / obojstranné	252-B-23-05
Suspended plexi I doublesided / obojstranné	252-B-23-01
Suspended plexi H singlesided / jednostranné	252-B-23-06
Suspended plexi I singlesided / jednostranné	252-B-23-04
Suspended plexi J singlesided / jednostranné	252-B-23-07
Suspended plexi K/M doublesided / obojstranné	252-B-23-08
Suspended plexi L/N doublesided / obojstranné	252-B-23-09
Suspended plexi K singlesided / jednostranné	252-B-23-10
Suspended plexi L singlesided / jednostranné	252-B-23-11
Suspended plexi M singlesided / jednostranné	252-B-23-12
Suspended plexi N singlesided / jednostranné	252-B-23-13
Suspended plexi O singlesided / jednostranné	252-B-23-16
Suspended plexi O doublesided / obojstranné	252-B-23-17
Suspended plexi Z1 doublesided / obojstranné	252-B-23-21
Suspended plexi Z2 doublesided / obojstranné	252-B-23-22

**Options:**

- Wall / Ceiling / Pendant mounting bracket
- Protective Steel Cage

**Príplatky:**

- nástenná / stropná / závesná konzola
- ochranný kôš

Optional Item : Príplatok :	Order Code : objednávaci kód :
Wall mounting bracket / nástenná konzola RAL9003	252-B-22-00
Ceiling mounting bracket / stropná konzola RAL9003	252-B-22-01-01
Ceiling mounting bracket / stropná konzola RAL9006	252-B-22-01
Pendant bracket 0,5m / závesná konzola 0,5m RAL9003	252-B-22-12-01
Pendant bracket 0,5m / závesná konzola 0,5m RAL9006	252-B-22-12-02
Pendant bracket 0,65m / závesná konz. 0,65m RAL9006	252-B-22-09
Pendant bracket 1,0m / závesná konzola 1,0m RAL9003	252-B-22-10-01
Pendant bracket 1,5m / závesná konzola 1,5m RAL9003	252-B-22-11-01
Protective steel cage / ochranný kôš RAL9003	252-B-22-05



**C.NORMALUX2 / MULTINORMA2**

Parking garage area emergency lighting application

Light source	LED 5000K >500cd/m <sup>2</sup> (white luminance) >200cd/m <sup>2</sup> (average luminance)
Installed load	5.8W/6.1VA (maintained M) 2.0W/3.9VA (non-maintained NM) 6.3W/6.5VA (CBS)
Protection type	IP65
Housing material	Impact resistant polycarbonate
Viewing distance	32/35m



Project:  
Shopping Mall AUPARK  
Bratislava (SK)  
Project by:  
ECO-LOGIC s.r.o.  
[www.ecologic.sk](http://www.ecologic.sk)